

- Compound curve back and seat shell
- Three standard arm options
- Adjustable T-arms available in black or chrome trim detail
- 4" arm height adjustment as standard
- Black adjustable T-arm finish is standard unless specified otherwise
- Fixed back height
- Front and back stitching details
- Memory foam standard on seat
- High profile black nylon base standard
- High profile Polished Aluminum base available



Conference/Executive Swivel Tilt with Tilt Lock



Mid-Back

Model	Description	Dimensions
5151-M	Armless	26" W x 26" D x 40" - 44" H
5153-M	Adjustable T-Arm	Seat: 18" W x 19" D
5154-M	Fixed Loop Arm	Seat Ht: 16" - 20" Back: 20" W x 23" H Weight: 48 lbs. COM: 2 yds. COL: 36 sq. ft.

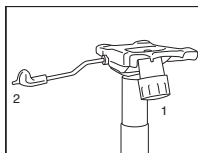


High-Back

Model	Description	Dimensions
5151-H	Armless	26" W x 26" D x 45" - 49" H
5153-H	Adjustable T-Arm	Seat: 18" W x 19" D
5154-H	Fixed Loop Arm	Seat Ht: 16" - 20" Back: 20" W x 28" H Weight: 50 lbs. COM: 2 yds. COL: 36 sq. ft.

COM	COV		COL				Forte Leather	Balboa Leather	
	1	2	3	4	5	6			7
739	775	809	843	877	911	945	979	1,075	1,299
811	847	881	915	949	983	1,017	1,051	1,147	1,371
858	894	928	962	996	1,030	1,064	1,098	1,194	1,418
770	806	840	874	908	942	976	1,010	1,106	1,330
842	878	912	946	980	1,014	1,048	1,082	1,178	1,402
889	925	959	993	1,027	1,061	1,095	1,129	1,225	1,449

Conference/Executive Swivel Tilt Control with Tilt Lock



1. Tension Control Knob
2. Seat Height/Tilt Lock

Standard Arms



Loop



Adjustable - Chrome



Adjustable - Black

Options

TB 133	\$110
Width Adjustable Arms	\$25
Pivot Arms	\$50
Soft Tread Casters	\$25
Glides	\$25
Polished Aluminum Base	\$70

- Compound curve back and seat shell
- Three standard arm options
- Adjustable T-arms available in black or chrome trim detail
- 4" arm height adjustment as standard
- Black adjustable T-arm finish is standard unless specified otherwise
- Fixed back height
- Front and back stitching details
- Memory foam standard on seat
- High profile black nylon base standard
- High profile Polished Aluminum base available



Executive Management Synchro Knee-Tilt



Mid-Back

Model	Description	Dimensions
5181-M	Armless	26" W x 26" D x 41" - 45" H
5183-M	Adjustable T-Arm	Seat: 18" W x 19" D
5184-M	Fixed Loop Arm	Seat Ht: 17" - 21" Back: 20" W x 23" H Weight: 56 lbs. COM: 2 yds. COL: 36 sq. ft.

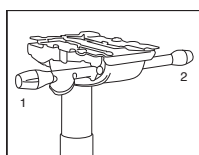


High-Back

Model	Description	Dimensions
5181-H	Armless	26" W x 26" D x 46" - 50" H
5183-H	Adjustable T-Arm	Seat: 18" W x 19" D
5184-H	Fixed Loop Arm	Seat Ht: 17" - 21" Back: 20" W x 28" H Weight: 58 lbs. COM: 2 yds. COL: 36 sq. ft.

COM	COV		COL				Forte Leather	Balboa Leather	
	1	2	3	4	5	6			7
858	894	928	962	996	1,030	1,064	1,098	1,194	1,418
930	966	1,000	1,034	1,068	1,102	1,136	1,170	1,266	1,490
966	1,002	1,036	1,070	1,104	1,138	1,172	1,206	1,302	1,526
900	936	970	1,004	1,038	1,072	1,106	1,140	1,236	1,460
972	1,008	1,042	1,076	1,110	1,144	1,178	1,212	1,308	1,532
1,007	1,043	1,077	1,111	1,145	1,179	1,213	1,247	1,343	1,567

Executive Management Synchro Knee-Tilt Control



1. Seat Height/ Side Tension Control
2. Multi-Position Tilt Lock

Standard Arms



Loop



Adjustable - Chrome



Adjustable - Black

Options

TB 133	\$110
Seat Slider	\$70
Width Adjustable Arms	\$25
Pivot Arms	\$50
Soft Tread Casters	\$25
Glides	\$25
Polished Aluminum Base	\$70

- Compound curve back and seat shell
- Three standard arm options
- Adjustable T-arms available in black or chrome trim detail
- 4" arm height adjustment as standard
- Black adjustable T-arm finish is standard unless specified otherwise
- Fixed back height
- Front and back stitching details
- Memory foam standard on seat
- High profile black nylon base standard
- High profile Polished Aluminum base available



Executive Management Synchro-Tilt



Mid-Back

Model	Description	Dimensions
5191-M	Armless	26" W x 26" D x 40" - 44" H
5193-M	Adjustable T-Arm	Seat: 18" W x 19" D
5194-M	Fixed Loop Arm	Seat Ht: 16" - 20" Back: 20" W x 23" H Weight: 49 lbs. COM: 2 yds. COL: 36 sq. ft.

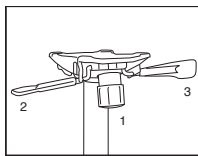


High-Back

Model	Description	Dimensions
5191-H	Armless	26" W x 26" D x 45" - 49" H
5193-H	Adjustable T-Arm	Seat: 18" W x 19" D
5194-H	Fixed Loop Arm	Seat Ht: 16" - 20" Back: 20" W x 28" H Weight: 51 lbs. COM: 2 yds. COL: 36 sq. ft.

COM	COV	COL	COM								Forte Leather	Balboa Leather
			1	2	3	4	5	6	7	8		
760	830	898	796	864	932	966	1,000	1,096	1,320			
833	903	971	869	937	1,005	1,039	1,073	1,169	1,393			
880	950	1,018	916	984	1,052	1,086	1,120	1,216	1,440			
791	861	929	827	895	963	997	1,031	1,127	1,351			
864	934	1,002	900	968	1,036	1,070	1,104	1,200	1,424			
911	981	1,049	947	1,015	1,083	1,117	1,151	1,247	1,471			

Executive Management Synchro-Tilt Control



1. Tension Control Knob
2. Seat Height
3. Multi-Position Tilt Lock

Standard Arms



Loop



Adjustable - Chrome



Adjustable - Black

Options

TB 133	\$110
Seat Slider	\$70
Width Adjustable Arms	\$25
Pivot Arms	\$50
Soft Tread Casters	\$25
Glides	\$25
Polished Aluminum Base	\$70







- When combining two COM or COL fabrics, price will be COM or COL plus 5%
- When combining two fabrics of the same grade, price will be specified grade pricing plus 5%
- When combining two different grades of fabric, price will be based on the highest grade specified

Ordering Procedures:

- List upholstery code after appropriate chair model number (e.g. 5184-M-EM-1)



Two-Tone Upholstery Examples

Upholstery Code	COM Requirement	Upholstery Code	COM Requirement
 <p>EM-1</p>	<p>Mid-Back Lumbar Area = .5 yd. Balance of Chair = 1.5 yds.</p>	 <p>EH-4</p>	<p>High Back Lumbar Area = .5 yd. Balance of Chair = 1.5 yds.</p>
 <p>EM-2</p>	<p>Mid-Back Back Only = 1 yd. Balance of Chair = 1 yd.</p>	 <p>EH-5</p>	<p>High Back Back Only = 1 yd. Balance of Chair = 1 yd.</p>
 <p>EM-3</p>	<p>Mid-Back Lumbar Area & Seat = 1 yd. Balance of Chair = 1 yd.</p>	 <p>EH-6</p>	<p>High Back Lumbar Area & Seat = 1 yd. Balance of Chair = 1 yd.</p>