





- Arm and armless models.
- Three arm cap options: Beech wood, black urethane or Corian.
- Wood arm caps available in all standard finishes on Beech.
- Corian arm caps available in eight standard colors.
- Please refer to standard finish card for complete finish listing.
- Arm caps are field replaceable.
- Tubular steel frame.
- Three frame finish options: #78 Graphite, #90 Metallic Silver or #91 Chrome.
- Wall-saver leg design.

- 500 lb. weight capacity.
- Please refer to page 219 for two-tone upholstery examples and yardage requirements.
- Accompanying guest models, tandem seating and benches available. Please refer to corresponding pages.

Ordering Procedures:

- Specify model number, arm cap finish (as applicable), frame finish and upholstery selection.
- List option model number after appropriate seating model number (e.g. 7570-VCT1).



| Model | Description | COM | | | | COL | | | | EL-1 Forte Leather | EL-2 Balboa Leather |
|---|-------------|-------|-------|-------|-------|-------|-------|-------|-------|--------------------|---------------------|
| | | 1 | 2 | 3 | 4 | 5 | 6 | 7 | 8 | | |
|  <p>7570 Lounge Chair, Armless 22.5" W x 28.5" D x 31.75" H Seat: 20.5" W x 19.25" D Seat Ht: 18" Back: 20.75" W x 15" H COM: 1.5 yds. COL: 30 sq. ft. 30 lbs. TB 133: \$75</p> | 974 | 1,005 | 1,032 | 1,061 | 1,088 | 1,116 | 1,143 | 1,173 | 1,356 | 1,437 | |
|  <p>7575-U Lounge Chair, Black Urethane Arm Caps 23.25" W x 28.5" D x 31.75" H Seat: 20.5" W x 19.25" D Seat Ht: 18" Arm Ht: 25.25" Back: 20.75" W x 15" H COM: 1.5 yds. COL: 30 sq. ft. 30 lbs. TB 133: n/a</p> | 1,041 | 1,072 | 1,099 | 1,128 | 1,155 | 1,183 | 1,210 | 1,240 | 1,423 | 1,504 | |
|  <p>7575-W Lounge Chair, Wood Arm Caps 23.25" W x 28.5" D x 31.75" H Seat: 20.5" W x 19.25" D Seat Ht: 18" Arm Ht: 25.25" Back: 20.75" W x 15" H COM: 1.5 yds. COL: 30 sq. ft. 30 lbs. TB 133: \$75</p> | 1,041 | 1,072 | 1,099 | 1,128 | 1,155 | 1,183 | 1,210 | 1,240 | 1,423 | 1,504 | |
|  <p>7575-CO Lounge Chair, Corian Arm Caps 23.25" W x 28.5" D x 31.75" H Seat: 20.5" W x 19.25" D Seat Ht: 18" Arm Ht: 25.25" Back: 20.75" W x 15" H COM: 1.5 yds. COL: 30 sq. ft. 30 lbs. TB 133: n/a</p> | 1,223 | 1,254 | 1,281 | 1,310 | 1,337 | 1,365 | 1,392 | 1,422 | 1,605 | 1,686 | |

Options




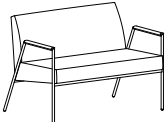
- VCT1 VCT Tile Glides \$23
- MB1 Moisture Barrier (Seat Only) \$50

- Arm and armless models.
- Three arm cap options: Beech wood, black urethane or Corian.
- Wood arm caps available in all standard finishes on Beech.
- Corian arm caps available in eight standard colors.
- Please refer to standard finish card for complete finish listing.
- Arm caps are field replaceable.
- Tubular steel frame.
- Three frame finish options: #78 Graphite, #90 Metallic Silver or #91 Chrome.
- Wall-saver leg design.
- 750 lb. weight capacity.
- Please refer to page 219 for two-tone upholstery examples and yardage requirements.
- Accompanying guest models, tandem seating and benches available. Please refer to corresponding pages.

Ordering Procedures:

- Specify model number, arm cap finish (as applicable), frame finish and upholstery selection.
- List option model number after appropriate seating model number (e.g. 7580-VCT1).










| Model | Description | COM | | | | COL | | | | EL-1 Forte Leather | EL-2 Balboa Leather |
|---|-------------|-------|-------|-------|-------|-------|-------|-------|-------|--------------------|---------------------|
| | | 1 | 2 | 3 | 4 | 5 | 6 | 7 | 8 | | |
|  <p>7580 Love Seat, Armless 43.5" W x 28.75" D x 31.75" H Seat: 41.5" W x 19.25" D Seat Ht: 18" Back: 41.25" W x 15" H COM: 3 yds. COL: 60 sq. ft. 45 lbs. TB 133: \$150</p> | | 1,409 | 1,472 | 1,526 | 1,583 | 1,637 | 1,694 | 1,748 | 1,808 | 2,174 | 2,336 |
|  <p>7585-U Love Seat, Black Urethane Arm Caps 44.25" W x 28.75" D x 31.75" H Seat: 41.5" W x 19.25" D Seat Ht: 18" Arm Ht: 25.25" Back: 41.25" W x 15" H COM: 3 yds. COL: 60 sq. ft. 45 lbs. TB 133: n/a</p> | | 1,475 | 1,538 | 1,592 | 1,649 | 1,703 | 1,760 | 1,814 | 1,874 | 2,240 | 2,402 |
|  <p>7585-W Love Seat, Wood Arm Caps 44.25" W x 28.75" D x 31.75" H Seat: 41.5" W x 19.25" D Seat Ht: 18" Arm Ht: 25.25" Back: 41.25" W x 15" H COM: 3 yds. COL: 60 sq. ft. 45 lbs. TB 133: \$150</p> | | 1,475 | 1,538 | 1,592 | 1,649 | 1,703 | 1,760 | 1,814 | 1,874 | 2,240 | 2,402 |
|  <p>7585-CO Love Seat, Corian Arm Caps 44.25" W x 28.75" D x 31.75" H Seat: 41.5" W x 19.25" D Seat Ht: 18" Arm Ht: 25.25" Back: 41.25" W x 15" H COM: 3 yds. COL: 60 sq. ft. 45 lbs. TB 133: n/a</p> | | 1,657 | 1,720 | 1,774 | 1,831 | 1,885 | 1,942 | 1,996 | 2,056 | 2,422 | 2,584 |

Options

- VCT1 VCT Tile Glides \$23
- MB2 Moisture Barrier (Seat Only) \$70

- Replacement hardware included with replacement arms and/or arm caps.
- Please specify frame finish and/or wood arm cap finish as applicable.

| Model | Description | List | |
|---|--|---|-----|
|  | 7575-AR (Right Arm, As Seated) | Replacement Arm, No Arm Cap Lounge/Love Seat Models Weight: 4 lbs. | 136 |
|  | 7575-AL (Left Arm, As Seated) | Replacement Arm, No Arm Cap Lounge/Love Seat Models Weight: 4 lbs. | 136 |
|  | 7570-AR (Right Side, As Seated) | Replacement Frame Armless Lounge/Love Seat Models Weight: 3 lbs. | 108 |
|  | 7570-AL (Left Side, As Seated) | Replacement Frame Armless Lounge/Love Seat Models Weight: 3 lbs. | 108 |
|  | 7597-U (Black Urethane) | Replacement Black Urethane Arm Cap Lounge/Love Seat Models Weight: .5 lb. | 40 |
|  | 7597-W (Wood) | Replacement Wood Arm Cap Lounge/Love Seat Models Weight: .5 lb. | 51 |
|  | 7597-CO (Corian) | Replacement Corian Arm Cap Lounge/Love Seat Models Weight: 1 lb. | 95 |

Upholstery Combinations:

For fabric, vinyl or leather upholstery combinations, pricing will be calculated as follows:

- When combining two COM, COV or COL fabrics a \$70 List upcharge per unit will be applied.
- When combining two fabrics of the same grade, \$70 List upcharge per unit will be applied.
- When combining two different grades of fabrics, price will be based on the highest grade specified.

Yardage Requirements:

Yardage amounts are based on fabric which is plain (i.e. non-directional) and a full 54" wide.

Appropriate upholstery code must be included on order.



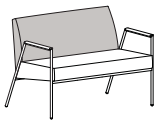
Code
Model
7570
7575

SS5
COM Requirement
Back = .75 yd.
Balance of Chair = .75 yd.



Code
Model
7570
7575

SS6
COM Requirement
Inside Back/Top of Seat = 1.5 yds.
Balance of Chair = 1 yd.



Code
Model
7580
7585

SS7
COM Requirement
Back = 1.5 yds.
Balance of Chair = 1 yd.



Code
Model
7580
7585

SS8
COM Requirement
Inside Back/Top of Seat = 1.5 yds.
Balance of Chair = 1 yd.