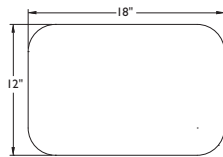




Product Features:

- Multiple bench sizes and shapes offered with or without backrest.
- Available individually or in modular combinations.
- Three ottoman sizes available: 22", 30" and 36".
- Lounge, love seat and sofa models also offered.
- Metal frame offered in standard and premium finishes.
- Optional power units available for placement under seating units.
- Optional rotating tablet and stationary table-ette offered on select models.

Rotating Tablet:



- Available on select modular bench units and ottomans.
- Tablet size is 18" W x 12" D x .75" thick and features 360-degree turning radius.
- Two tablet surface options: wood veneer and laminate.
- Beech, White Oak and Walnut wood species available in all standard finishes.
- For custom wood finishes, please contact Customer Service and add one-time upcharge of \$325 List per color per order.
- Tablet with veneer or standard wood grain laminate top, edge finish will match top finish color, unless specified otherwise.
- For solid color laminates, edge will be natural exposed plywood with a clear coat finish as standard, unless specified otherwise.
- Tablet mounting post will match frame/leg finish unless specified otherwise.

Stationary Table-ette:

- Available on select modular bench units as well as ottomans.
- Table-ette size is 12" dia. x .75" thick.
- Two table-ette surface options: wood veneer and laminate.
- Beech, White Oak and Walnut wood species available in all standard finishes.
- For custom wood finishes, please contact Customer Service and add one-time upcharge of \$325 List per color per order.
- Tablet with veneer or standard wood grain laminate top, edge finish will match top finish color unless specified otherwise.
- For solid color laminates, edge will be natural exposed plywood with a clear coat finish as standard unless specified otherwise.
- Table-ette mounting post will match frame/leg finish unless specified otherwise.

Standard Metal Finishes:

- #82 Graphite
- #90 Metallic Silver
- #91 Chrome
- #95 Satin Black

Premium Metal Finishes:

- #07 Gold Shimmer
- #09 Brown Sugar
- #80 Clementine
- #87 Poppy
- #89 Granny Smith
- #98 Pacific

- #08 Penny
- #77 Sunshine
- #83 Metallic Champagne
- #88 Pink Flamingo
- #94 Cotton
- #99 Glossy Black

Standard Wood Finishes:

Beech

- #12 Natural Beech
- #27 Ebony Beech
- #43 Autumn Beech
- #85 Cocoa Beech

- #22 Caramel Beech
- #33 Cinnamon Beech
- #73 Kona Beech

White Oak

- #14 Natural White Oak
- #20 Caramel Oak
- #32 Cinnamon Oak
- #70 Kona Oak

- #18 Slate Grey Oak
- #25 Ebony Oak
- #44 Autumn Oak
- #123 Cocoa Oak

Walnut

- #29 Natural Walnut

Standard Laminate Colors:

- Formica 459-58 Brite White
- Pionite WF131-SD Vana
- Nevamar S2110T Basic
- Wilsonart 7054-60 Wild Cherry
- Pionite SG228-SD Slate
- Wilsonart 7935K-07 Shaker Cherry
- Nevamar WM-0047T Iconic Maple
- Pionite SE101-AW Black Ashwood

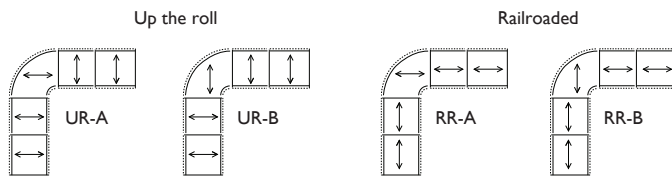
- Nevamar WM8340T Clear Maple
- Nevamar WM005T Siren Maple
- Wilsonart 7954-38 Natural Rift
- Wilsonart 7937-38 River Cherry
- Pionite ST604-SD Nubian Brown
- Formica 7739-58 Cocoa Maple
- Pionite WX421-PV Witchcraft

To order a non-standard laminate, add \$550 List per color per order. Pre-approval required, please contact Customer Service.



Fabric Application:

- Fabric is cut "up the roll" as a standard cutting procedure (see example below). If another direction is required (i.e. "railroaded"), please specify and contact Customer Service for yardage requirements.
- **Note: Upholstery direction must be specified on corner units when patterned fabrics are selected. In the absence of specific instructions, Encore reserves the right to upholster at our discretion.**



Modular Arrangements:

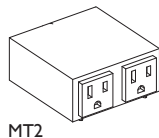
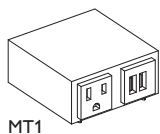
- Optional ganging bracket available for modular bench units. Please specify "-GC07" with quantity and add \$50 List per set. One set contains two brackets for connecting two units together.
- Field assembly required.



- **Note: Layout drawings or sketch is required with each modular order.**

Mini-Tap Power Units:

- Available on all modular benches and lounge models (not available on ottoman units).
- UL listed.
- Dimensions: 3" W x 3" D x 1.75" H
- Available in black and white color options.
- 72" electrical cord (no hardware option or daisy chain feature available for this series).
- Placement is located under seat and may be affixed to side or front of seating unit. For side placement, unit will be centered. For front placement, please specify left, center or right, as seated.



- MT1 unit features one (1) simplex outlet and two (2) USB charging ports.
- MT2 unit features two (2) simplex outlets.



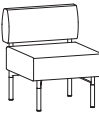

- Available individually or in modular combinations.
- Metal frame offered in four standard finishes: #82 Graphite, #90 Metallic Silver, #91 Chrome and #95 Satin Black.
- Premium finishes also available. Please refer to listing on page 164.
- Optional power units available for placement under seating unit. Please specify model, quantity and location.
- Optional ganging connector offered. Please specify "GC07" with quantity and add \$50 List per set.
- Optional rotating tablet and stationary table-ette available in wood veneer or laminate. Please refer to page 164 for details.
- 24" straight unit features 350 lb. weight capacity.

- 48" straight unit features 600 lb. weight capacity.
- Please refer to page 176 for two-tone upholstery examples and yardage requirements.
- Accompanying lounge seating, ottomans and occasional tables offered. Please refer to corresponding pages.
- All dimensions are nominal.

Ordering Procedures:

- Specify model number, upholstery selection and frame finish.
- List option model number after appropriate seating model number (e.g. 7224-BR-MB01).
- Please include layout drawings or sketch with each order.**



Model	Description	COM				COL				EL-1 Forte Leather	EL-2 Balboa Leather
		1	2	3	4	5	6	7	8		
 <p>7224-BR Bench with Backrest 24" Straight 24" W x 26.75" D x 29.5 H" Seat: 24" W x 23" D Seat Ht: 17.5" COM: 1.75 yds. COL: 35 sq. ft. 42 lbs. TB 133: \$88</p>											
 <p>7248-BR Bench with Backrest 48" Straight 48" W x 26.75" D x 29.5 H" Seat: 48" W x 23" D Seat Ht: 17.5" COM: 3.25 yds. COL: 65 sq. ft. 67 lbs. TB 133: \$163</p>											

Options

-PF02	Premium Metal Frame Finish	\$80	-TAR02-W	Wood Rotating Tablet, Right (as seated)	\$468
-MB01	Moisture Barrier (24" bench)	\$52	-TAL02-W	Wood Rotating Tablet, Left (as seated)	\$468
-MB02	Moisture Barrier (48" bench)	\$73	-TAR02-L	Laminate Rotating Tablet, Right (as seated)	\$468
-NS03	Non-Skid Glides	\$42	-TAL02-L	Laminate Rotating Tablet, Left (as seated)	\$468
-GC07	Ganging Connector	\$50	-STR01-W	Wood Stationary Table-ette, Right (as seated)	\$433
-MT1-B	Mini-Tap Power Unit (1 power, 2 USB), Black	\$494	-STL01-W	Wood Stationary Table-ette, Left (as seated)	\$433
-MT1-W	Mini-Tap Power Unit (1 power, 2 USB), White	\$494	-STR01-L	Laminate Stationary Table-ette, Right (as seated)	\$433
-MT2-B	Mini-Tap Power Unit (2 power), Black	\$442	-STL01-L	Laminate Stationary Table-ette, Left (as seated)	\$433
-MT2-W	Mini-Tap Power Unit (2 power), White	\$442			


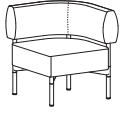



- Available individually or in modular combinations.
- Metal frame offered in four standard finishes: #82 Graphite, #90 Metallic Silver, #91 Chrome and #95 Satin Black.
- Premium finishes also available. Please refer to listing on page 164.
- Optional power units available for placement under seating unit. Please specify model, quantity and location.
- Optional ganging connector offered. Please specify "GC07" with quantity and add \$50 List per set.
- Optional rotating tablet and stationary table-ette available in wood veneer or laminate. Please refer to page 164 for details.

- 350 lb. weight capacity.
- Please refer to pages 176 for two-tone upholstery examples and yardage requirements.
- Accompanying lounge seating, ottomans and occasional tables offered. Please refer to corresponding pages.
- All dimensions are nominal.

Ordering Procedures:

- Specify model number, upholstery selection and frame finish.
- List option model number after appropriate seating model number (e.g. 7223-BR-L-MB01).
- Please include layout drawings or sketch with each order.**

Model	Description	COM				COL				EL-1 Forte Leather	EL-2 Balboa Leather
		1	2	3	4	5	6	7	8		
 7223-BR-L Bench with Backrest Left End Corner Unit 26.75" W x 26.75" D x 29.5" H Seat: 23" W x 23" D Seat Ht: 17.5" COM: 2.25 yds. COL: 45 sq. ft. 45 lbs. TB 133: \$113	1,568	1,618	1,660	1,707	1,750	1,797	1,840	1,889	2,187	2,317	
 7223-BR-C Bench with Backrest Corner Unit 26.75" W x 26.75" D x 29.5" H Seat: 23" W x 23" D Seat Ht: 17.5" COM: 2.25 yds. COL: 45 sq. ft. 45 lbs. TB 133: \$113	1,568	1,618	1,660	1,707	1,750	1,797	1,840	1,889	2,187	2,317	
 7223-BR-R Bench with Backrest Right End Corner Unit 26.75" W x 26.75" D x 29.5" H Seat: 23" W x 23" D Seat Ht: 17.5" COM: 2.25 yds. COL: 45 sq. ft. 45 lbs. TB 133: \$113	1,568	1,618	1,660	1,707	1,750	1,797	1,840	1,889	2,187	2,317	

Options

-PF02	Premium Metal Frame Finish	\$80
-MB01	Moisture Barrier (seat only)	\$52
-NS03	Non-Skid Glides	\$42
-GC07	Ganging Connector	\$50
-MT1-B	Mini-Tap Power Unit (1 power, 2 USB), Black	\$494
-MT1-W	Mini-Tap Power Unit (1 power, 2 USB), White	\$494
-MT2-B	Mini-Tap Power Unit (2 power), Black	\$442
-MT2-W	Mini-Tap Power Unit (2 power), White	\$442

Rotating tablet and stationary table-ette are not available on corner units due to space limitations.



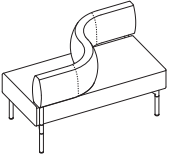
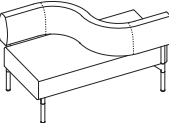
- Available individually or in modular combinations.
- Metal frame offered in four standard finishes: #82 Graphite, #90 Metallic Silver, #91 Chrome and #95 Satin Black.
- Premium finishes also available. Please refer to listing on page 164.
- Optional power units available for placement under seating unit. Please specify model, quantity and location.
- Optional ganging connector offered. Please specify "GC07" with quantity and add \$50 List per set.
- 600 lb. weight capacity.
- Please refer to page 176 for two-tone upholstery examples and yardage requirements.

- Accompanying lounge seating, ottomans and occasional tables offered. Please refer to corresponding pages.
- All dimensions are nominal.

Ordering Procedures:

- Specify model number, upholstery selection and frame finish.
- List option model number after appropriate seating model number (e.g. 7248-LT-MB02).
- Please include layout drawings or sketch with each order.**



Model	Description	COM				COL				EL-1 Forte Leather	EL-2 Balboa Leather
		1	2	3	4	5	6	7	8		
 <p>7248-LT Bench with Backrest Left Transition 48" W x 30.5" D x 29.5" H Seat: 48" W x 23" D Seat Ht: 17.5" COM: 3.5 yds. COL: 70 sq. ft. 73 lbs. TB 133: \$175</p>											
 <p>7248-RT Bench with Backrest Right Transition 48" W x 30.5" D x 29.5" H Seat: 48" W x 23" D Seat Ht: 17.5" COM: 3.5 yds. COL: 70 sq. ft. 73 lbs. TB 133: \$175</p>											

Options

- PF02** Premium Metal Frame Finish \$80
- MB02** Moisture Barrier (seat only) \$73
- NS03** Non-Skid Glides \$42
- GC07** Ganging Connector \$50
- MT1-B** Mini-Tap Power Unit (1 power, 2 USB), Black \$494
- MT1-W** Mini-Tap Power Unit (1 power, 2 USB), White \$494
- MT2-B** Mini-Tap Power Unit (2 power), Black \$442
- MT2-W** Mini-Tap Power Unit (2 power), White \$442



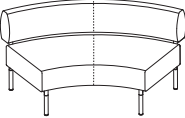
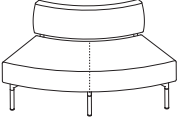
- Available individually or in modular combinations.
- Metal frame offered in four standard finishes: #82 Graphite, #90 Metallic Silver, #91 Chrome and #95 Satin Black.
- Premium finishes also available. Please refer to listing on page 164.
- Optional power units available for placement under seating unit. Please specify model, quantity and location.
- Optional ganging connector offered. Please specify "GC07" with quantity and add \$50 List per set.
- Optional rotating tablet and stationary table-ette available in wood veneer or laminate. Please refer to page 164 for details.

- 600 lb. weight capacity.
- Please refer to pages 176-177 for two-tone upholstery examples and yardage requirements.
- Accompanying lounge seating, ottomans and occasional tables offered. Please refer to corresponding pages.
- All dimensions are nominal.



Ordering Procedures:

- Specify model number, upholstery selection and frame finish.
- List option model number after appropriate seating model number (e.g. 7260-BR-MB02).
- Please include layout drawings or sketch with each order.**

Model	Description	COM				COL				EL-1 Forte Leather	EL-2 Balboa Leather
		1	2	3	4	5	6	7	8		
 <p>7260-BR Bench with Backrest 60-Degree Inside Wedge 61.5" W x 31.25" D x 29.5" H Seat: 57.5" W x 27.5" D Seat Ht: 17.5" COM: 4.25 yds. COL: 85 sq. ft. 72 lbs. TB 133: \$150</p>											
 <p>7261-BR Bench with Backrest 60-Degree Outside Wedge 57.75" W x 31" D x 29.5" H Seat: 57.5" W x 27.5" D Seat Ht: 17.5" COM: 3.5 yds. COL: 70 sq. ft. 48 lbs. TB 133: \$150</p>											

Options

-PF02	Premium Metal Frame Finish	\$80	-TAR02-W	Wood Rotating Tablet, Right (as seated)	\$468
-MB02	Moisture Barrier (seat only)	\$73	-TAL02-W	Wood Rotating Tablet, Left (as seated)	\$468
-NS03	Non-Skid Glides	\$42	-TAR02-L	Laminate Rotating Tablet, Right (as seated)	\$468
-GC07	Ganging Connector	\$50	-TAL02-L	Laminate Rotating Tablet, Left (as seated)	\$468
-MT1-B	Mini-Tap Power Unit (1 power, 2 USB), Black	\$494	-STR01-W	Wood Stationary Table-ette, Right (as seated)	\$433
-MT1-W	Mini-Tap Power Unit (1 power, 2 USB), White	\$494	-STL01-W	Wood Stationary Table-ette, Left (as seated)	\$433
-MT2-B	Mini-Tap Power Unit (2 power), Black	\$442	-STR01-L	Laminate Stationary Table-ette, Right (as seated)	\$433
-MT2-W	Mini-Tap Power Unit (2 power), White	\$442	-STL01-L	Laminate Stationary Table-ette, Left (as seated)	\$433

Playground Modular Series - Modular Benches · Designed by Chris Panichella




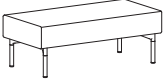

- Available individually or in modular combinations.
- Metal legs offered in four standard finishes: #82 Graphite, #90 Metallic Silver, #91 Chrome and #95 Satin Black.
- Premium finishes also available. Please refer to listing on page 164.
- Optional power units available for placement under seating unit. Please specify model, quantity and location.
- Optional ganging connector offered. Please specify "GC07" with quantity and add \$50 List per set.
- Optional rotating tablet and stationary table-ette available in wood veneer or laminate. Please refer to page 164 for details.
- 24" straight units feature 350 lb. weight capacity.

- 48" and 53" straight units feature 600 lb. weight capacity.
- Please refer to page 177 for two-tone upholstery examples and yardage requirements.
- Accompanying lounge seating, ottomans and occasional tables offered. Please refer to corresponding pages.
- All dimensions are nominal.

Ordering Procedures:

- Specify model number, upholstery selection and leg finish.
- List option model number after appropriate seating model number (e.g. 7224-MB01).
- Please include layout drawings or sketch with each order.**



Model	Description	COM				COL				EL-1 Forte Leather	EL-2 Balboa Leather
		1	2	3	4	5	6	7	8		
 7224	24" Straight Bench Overall: 24" W x 23" D x 17.5" H COM: 1.25 yds. COL: 25 sq. ft. 33 lbs. TB 133: \$63	820	848	871	897	921	947	971	999	1,164	1,236
 7248	48" Straight Bench Overall: 48" W x 23" D x 17.5" H COM: 1.75 yds. COL: 35 sq. ft. 56 lbs. TB 133: \$88	1,166	1,205	1,238	1,275	1,308	1,345	1,378	1,416	1,648	1,749
 7256	56" Straight Bench Overall: 56" W x 23" D x 17.5" H COM: 2.5 yds. COL: 40 sq. ft. 66 lbs. TB 133: \$88	1,322	1,377	1,424	1,476	1,524	1,576	1,623	1,679	2,009	2,154

Options

- PF02** Premium Metal Leg Finish \$80
- MB01** Moisture Barrier (24" bench) \$52
- MB02** Moisture Barrier (48" & 56" bench) \$73
- NS03** Non-Skid Glides \$42
- GC07** Ganging Connector \$50
- MT1-B** Mini-Tap Power Unit (1 power, 2 USB), Black \$494
- MT1-W** Mini-Tap Power Unit (1 power, 2 USB), White \$494
- MT2-B** Mini-Tap Power Unit (2 power), Black \$442
- MT2-W** Mini-Tap Power Unit (2 power), White \$442

- TAR02-W** Wood Rotating Tablet, Right (as seated) \$468
- TAC01-W** Wood Rotating Tablet, Center \$468
- TAL02-W** Wood Rotating Tablet, Left (as seated) \$468
- TAR02-L** Laminate Rotating Tablet, Right (as seated) \$468
- TAC01-L** Laminate Rotating Tablet, Center \$468
- TAL02-L** Laminate Rotating Tablet, Left (as seated) \$468
- STR01-W** Wood Stationary Table-ette, Right (as seated) \$433
- STC02-W** Wood Stationary Table-ette, Center \$433
- STL01-W** Wood Stationary Table-ette, Left (as seated) \$433
- STR01-L** Laminate Stationary Table-ette, Right (as seated) \$433
- STC02-L** Laminate Stationary Table-ette, Center \$433
- STL01-L** Laminate Stationary Table-ette, Left (as seated) \$433

Please note that center placement for stationary table-ette is only available on 56" straight bench and requires the addition of a center leg.






- Available individually or in modular combinations.
- Metal legs offered in four standard finishes: #82 Graphite, #90 Metallic Silver, #91 Chrome and #95 Satin Black.
- Premium finishes also available. Please refer to listing on page 164.
- Optional power units available for placement under seating unit. Please specify model, quantity and location.
- Optional ganging connector offered. Please specify "GC07" with quantity and add \$50 List per set.
- 350 lb. weight capacity.
- Please refer to pages 177 for two-tone upholstery examples and yardage requirements.

- Accompanying lounge seating, ottomans and occasional tables offered. Please refer to corresponding pages.
- All dimensions are nominal.

Ordering Procedures:

- Specify model number, upholstery selection and leg finish.
- List option model number after appropriate seating model number (e.g. 7223-L-MB01).
- Please include layout drawings or sketch with each order.**



Model	Description	COM				COL				EL-1 Forte Leather	EL-2 Balboa Leather
		1	2	3	4	5	6	7	8		
 7223-L Left End Corner Unit Overall: 23" W x 23" D x 17.5" H COM: 1.25 yds. COL: 25 sq. ft. 36 lbs. TB 133: \$63		901	929	952	978	1,002	1,028	1,052	1,080	1,245	1,317
 7223-C Corner Unit Overall: 23" W x 23" D x 17.5" H COM: 1.25 yds. COL: 25 sq. ft. 36 lbs. TB 133: \$63		901	929	952	978	1,002	1,028	1,052	1,080	1,245	1,317
 7223-R Right End Corner Unit Overall: 23" W x 23" D x 17.5" H COM: 1.25 yds. COL: 25 sq. ft. 36 lbs. TB 133: \$63		901	929	952	978	1,002	1,028	1,052	1,080	1,245	1,317

Options

-PF02	Premium Metal Leg Finish	\$80
-MB01	Moisture Barrier	\$52
-NS03	Non-Skid Glides	\$42
-GC07	Ganging Connector	\$50
-MT1-B	Mini-Tap Power Unit (1 power, 2 USB), Black	\$494
-MT1-W	Mini-Tap Power Unit (1 power, 2 USB), White	\$494
-MT2-B	Mini-Tap Power Unit (2 power), Black	\$442
-MT2-W	Mini-Tap Power Unit (2 power), White	\$442

Rotating tablet and stationary table-ette are not available on corner units due to space limitations.



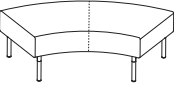
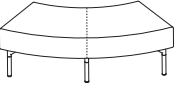
- Available individually or in modular combinations.
- Metal legs offered in four standard finishes: #82 Graphite, #90 Metallic Silver, #91 Chrome and #95 Satin Black.
- Premium finishes also available. Please refer to listing on page 164.
- Optional power units available for placement under seating unit. Please specify model, quantity and location.
- Optional ganging connector offered. Please specify "GC07" with quantity and add \$50 List per set.
- Optional rotating tablet and stationary table-ette available in wood veneer or laminate. Please refer to page 164 for details.

- 600 lb. weight capacity.
- Please refer to page 177 for two-tone upholstery examples and yardage requirements.
- Accompanying lounge seating, ottomans and occasional tables offered. Please refer to corresponding pages.
- All dimensions are nominal.

Ordering Procedures:

- Specify model number, upholstery selection and leg finish.
- List option model number after appropriate seating model number (e.g. 7260-MB02).
- Please include layout drawings or sketch with each order.**



Model	Description	COM				COL				EL-1 Forte Leather	EL-2 Balboa Leather
		1	2	3	4	5	6	7	8		
 <p>7260 60-Degree Inside Wedge Bench Overall: 57.75" W x 27.5" D x 17.5" H COM: 2.25 yds. COL: 45 sq. ft. 48 lbs. TB 133: \$113</p>	1,214	1,264	1,306	1,353	1,396	1,443	1,486	1,535	1,833	1,963	
 <p>7261 60-Degree Outside Wedge Bench Overall: 57.75" W x 27.5" D x 17.5" H COM: 2.25 yds. COL: 45 sq. ft. 48 lbs. TB 133: \$113</p>	1,214	1,264	1,306	1,353	1,396	1,443	1,486	1,535	1,833	1,963	

Options

-PF02	Premium Metal Leg Finish	\$80	-TAR02-W	Wood Rotating Tablet, Right (as seated)	\$468
-MB02	Moisture Barrier	\$73	-TAL02-W	Wood Rotating Tablet, Left (as seated)	\$468
-NS03	Non-Skid Glides	\$42	-TAR02-L	Laminate Rotating Tablet, Right (as seated)	\$468
-GC07	Ganging Connector	\$50	-TAL02-L	Laminate Rotating Tablet, Left (as seated)	\$468
-MT1-B	Mini-Tap Power Unit (1 power, 2 USB), Black	\$494	-STR01-W	Wood Stationary Table-ette, Right (as seated)	\$433
-MT1-W	Mini-Tap Power Unit (1 power, 2 USB), White	\$494	-STL01-W	Wood Stationary Table-ette, Left (as seated)	\$433
-MT2-B	Mini-Tap Power Unit (2 power), Black	\$442	-STR01-L	Laminate Stationary Table-ette, Right (as seated)	\$433
-MT2-W	Mini-Tap Power Unit (2 power), White	\$442	-STL01-L	Laminate Stationary Table-ette, Left (as seated)	\$433






- Metal legs offered in four standard finishes: #82 Graphite, #90 Metallic Silver, #91 Chrome and #95 Satin Black.
- Premium finishes also available. Please refer to listing on page 164.
- Optional stationary table-ette available in wood veneer or laminate. Please refer to page 163 for details.
- 350 lb. weight capacity.
- Please refer to page 177 for two-tone upholstery examples and yardage requirements.
- Accompanying lounge seating, ottomans and occasional tables offered. Please refer to corresponding pages.

- All dimensions are nominal.

Ordering Procedures:

- Specify model number, upholstery selection and leg finish.
- List option model number after appropriate seating model number (e.g. 7222-MB02).



Model	Description	COM				COL				EL-1 Forte Leather	EL-2 Balboa Leather
		1	2	3	4	5	6	7	8		
 7222	22" Round Ottoman Overall: 21.75" Dia. x 17.5" H COM: 1.5 yds. COL: 30 sq. ft. 25 lbs. TB 133: \$75	846	879	907	939	967	999	1,027	1,060	1,258	1,345
 7230	30" Round Ottoman Overall: 30" Dia. x 17.5" H COM: 1.5 yds. COL: 30 sq. ft. 35 lbs. TB 133: \$75	995	1,028	1,056	1,088	1,116	1,148	1,176	1,209	1,407	1,494
 7236	36" Round Ottoman Overall: 36" Dia. x 17.5" H COM: 2.25 yds. COL: 45 sq. ft. 48 lbs. TB 133: \$113	1,302	1,352	1,394	1,441	1,484	1,531	1,574	1,623	1,921	2,051

Options

-PF02	Premium Metal Leg Finish	\$80
-MB02	Moisture Barrier	\$73
-NS03	Non-Skid Glides	\$42
-STX01-W	Wood Stationary Table-ette	\$416
-STX01-L	Laminate Stationary Table-ette	\$416




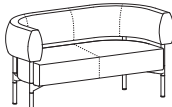
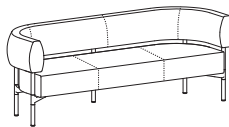
- Metal frame offered in four standard finishes: #82 Graphite, #90 Metallic Silver, #91 Chrome and #95 Satin Black.
- Premium finishes also available. Please refer to listing on page 164.
- Optional power units available for placement under seating units. Please specify model, quantity and location.
- Lounge chair features 350 lb. weight capacity.
- Love seat features 600 lb. weight capacity.
- Sofa features 900 lb. weight capacity.
- Please refer to pages 176-177 for two-tone upholstery examples and yardage requirements.
- Accompanying modular benches, ottomans and occasional tables offered. Please refer to corresponding pages.

- All dimensions are nominal.

Ordering Procedures:

- Specify model number, upholstery selection and frame finish.
- List option model number after appropriate seating model number (e.g. 7201-NS03).

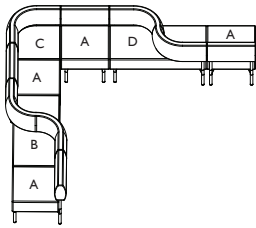


Model	Description	COM				COL				EL-1 Forte Leather	EL-2 Balboa Leather
		1	2	3	4	5	6	7	8		
 <p>7201 Lounge Chair 36" W x 27" D x 29.5" H Seat: 28.5" W x 23" D Seat Ht: 17.5" COM: 3 yds. COL: 60 sq. ft. 48 lbs. TB 133: \$150</p>	1,673	1,739	1,796	1,859	1,916	1,979	2,035	2,101	2,498	2,672	
 <p>7202 Love Seat 58.75" W x 27" D x 29.5" H Seat: 50.5" W x 23" D Seat Ht: 17.5" COM: 3.75 yds. COL: 75 sq. ft. 83 lbs. TB 133: \$188</p>	2,129	2,212	2,283	2,361	2,432	2,511	2,582	2,665	3,161	3,377	
 <p>7203 Sofa 82.5" W x 27" D x 29.5" H Seat: 74.75" W x 23" D Seat Ht: 17.5" COM: 5 yds. COL: 100 sq. ft. 108 lbs. TB 133: \$250</p>	2,946	3,056	3,150	3,255	3,350	3,455	3,549	3,660	4,321	4,610	

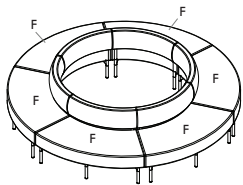
Options

- PF02 Premium Metal Frame Finish \$80
- MB02 Moisture Barrier (lounge and love seat, seat only) \$73
- MB03 Moisture Barrier (sofa, seat only) \$94
- NS03 Non-Skid Glides \$42
- MT1-B Mini-Tap Power Unit (1 power, 2 USB), Black \$494
- MT1-W Mini-Tap Power Unit (1 power, 2 USB), White \$494
- MT2-B Mini-Tap Power Unit (2 power), Black \$442
- MT2-W Mini-Tap Power Unit (2 power), White \$442

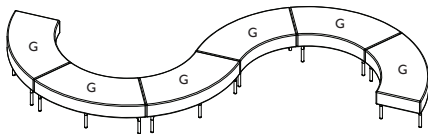
Playground Modular Series - Configuration & Ordering Examples



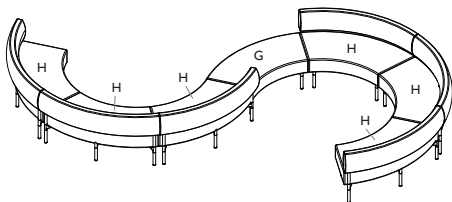
Qty.	Model #	Description	COM List	Key
4	7224-BR	Bench with Backrest, 24" Straight (\$1,117 List each)	\$4,468	A
1	7248-LT	Bench with Backrest, Left Transition	\$1,962	B
1	7223-BR-C	Bench with Backrest, Corner Unit	\$1,568	C
1	7248-RT	Bench with Backrest, Right Transition	<u>\$1,962</u>	D
			\$9,960	



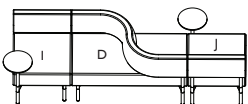
Qty.	Model #	Description	COM List	Key
6	7261-BR	Bench with Backrest, 60-Degree Outside Wedge (\$1,766 List each)	\$10,596	F



Qty.	Model #	Description	COM List	Key
6	7260	60-Degree Inside Wedge Bench (\$1,214 List each)	\$7,284	G



Qty.	Model #	Description	COM List	Key
6	7260-BR	Bench with Backrest, 60-Degree Inside Wedge (\$2,200 List each)	\$13,200	H
1	7260	60-Degree Inside Wedge Bench	<u>\$1,214</u>	G
			\$14,414	



Qty.	Model #	Description	COM List	Key
1	7224-BR-STR01-W	Bench with Backrest, 24" Straight, Stationary Table-ette, Wood Top	\$1,550	I
1	7248-RT	Bench with Backrest, Right Transition	\$1,962	D
1	7224-BR-STL01-W	Bench with Backrest, 24" Straight, Stationary Table-ette, Wood Top	<u>\$1,550</u>	J
			\$5,062	

Upholstery Combinations:

For fabric, vinyl or leather upholstery combinations, pricing will be calculated as follows:

- When combining two COM, COV or COL fabrics, or two fabrics of the same grade, a \$70 List upcharge per unit will be applied.
- When combining two different grades of fabrics, price will be based on the highest grade specified.
- Two-tone upholstery examples and yardage requirements for the most common combinations are listed below. Additional combinations available, please contact customer service for yardage requirements and pricing.

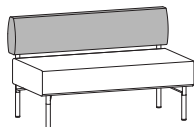
Yardage Requirements:

Yardage amounts are based on fabric which is plain (i.e. non-directional) and a full 54" wide.

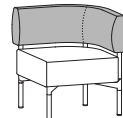
Appropriate upholstery code must be included on order.



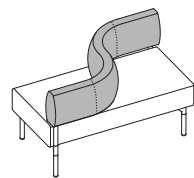
Code **PL1**
Model COM Requirement
 7224-BR Backrest Only = 1 yd.
 Balance of Bench = 1.75 yds.



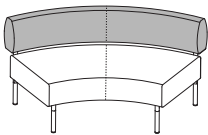
Code **PL2**
Model COM Requirement
 7248-BR Backrest Only = 2 yds.
 Balance of Bench = 2 yds.



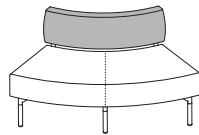
Code **PL3**
Model COM Requirement
 7223-BR-C Backrest Only = 1.25 yds.
 7223-BR-L Balance of Bench = 1.25 yds.
 7223-BR-R



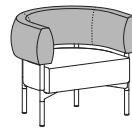
Code **PL4**
Model COM Requirement
 7248-LT Backrest Only = 2 yds.
 7248-RT Balance of Bench = 2 yds.



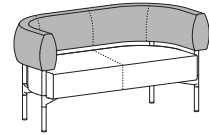
Code **PL5**
Model COM Requirement
 7260-BR Backrest Only = 2 yds.
 Balance of Bench = 2.25 yds.



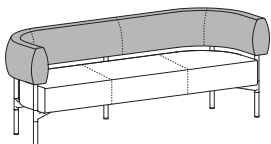
Code **PL6**
Model COM Requirement
 7261-BR Backrest Only = 1.25 yds.
 Balance of Bench = 2.25 yds.



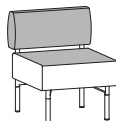
Code **PL7**
Model COM Requirement
 7201 Backrest Only = 2 yds.
 Balance of Lounge = 1 yd.



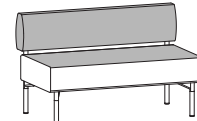
Code **PL8**
Model COM Requirement
 7202 Backrest Only = 3 yds.
 Balance of Love Seat = 2.25 yds.



Code **PL9**
Model COM Requirement
 7203 Backrest Only = 3 yds.
 Balance of Sofa = 2.75 yds.



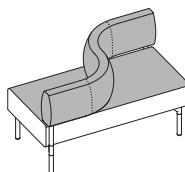
Code **PL10**
Model COM Requirement
 7224-BR Backrest & Top of Seat = 2.5 yds.
 Balance of Bench = .75 yd.



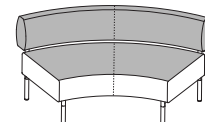
Code **PL11**
Model COM Requirement
 7248-BR Backrest & Top of Seat = 3.5 yds.
 Balance of Bench = .75 yd.



Code **PL12**
Model COM Requirement
 7223-BR-C Backrest & Top of Seat = 1.75 yds.
 7223-BR-L Balance of Bench = .75 yd.
 7223-BR-R



Code **PL13**
Model COM Requirement
 7248-LT Backrest & Top of Seat = 3.5 yds.
 7248-RT Balance of Bench = .75 yd.



Code **PL14**
Model COM Requirement
 7260-BR Backrest & Top of Seat = 3 yds.
 Balance of Bench = 1.75 yds.

Upholstery Combinations:

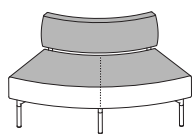
For fabric, vinyl or leather upholstery combinations, pricing will be calculated as follows:

- When combining two COM, COV or COL fabrics, or two fabrics of the same grade, a \$70 List upcharge per unit will be applied.
- When combining two different grades of fabrics, price will be based on the highest grade specified.
- Two-tone upholstery examples and yardage requirements for the most common combinations are listed below. Additional combinations available, please contact customer service for yardage requirements and pricing.

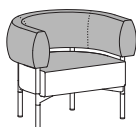
Yardage Requirements:

Yardage amounts are based on fabric which is plain (i.e. non-directional) and a full 54" wide.

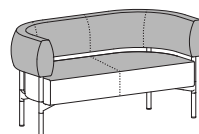
Appropriate upholstery code must be included on order.



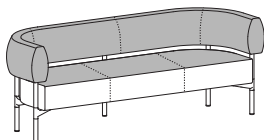
Code PL15
Model COM Requirement
 7261-BR Backrest & Top of Seat = 2.5 yds.
 Balance of Bench = 1.5 yds.



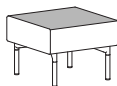
Code PL16
Model COM Requirement
 7201 Backrest & Top of Seat = 3 yds.
 Balance of Lounge = 1 yd.



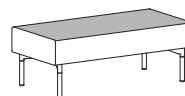
Code PL17
Model COM Requirement
 7202 Backrest & Top of Seat = 3.25 yds.
 Balance of Love Seat = 1.25 yds.



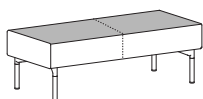
Code PL18
Model COM Requirement
 7203 Backrest & Top of Seat = 5 yds.
 Balance of Sofa = 1.25 yds.



Code PL19
Model COM Requirement
 7224 Top of Seat = 1.5 yds.
 Balance of Bench = .75 yd.



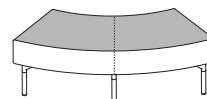
Code PL20
Model COM Requirement
 7248 Top of Seat = 1.5 yds.
 Balance of Bench = .75 yd.



Code PL21
Model COM Requirement
 7256 Top of Seat = 2 yds.
 Balance of Bench = .75 yd.



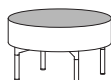
Code PL22
Model COM Requirement
 7223-C Top of Seat = 1.5 yds.
 7223-L Balance of Bench = .75 yd.
 7223-R



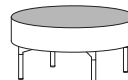
Code PL23
Model COM Requirement
 7260 Top of Seat = 1.75 yds.
 7261 Balance of Bench = 1.75 yds.



Code PL24
Model COM Requirement
 7222 Top of Seat = .75 yd.
 Balance of Bench = .75 yd.



Code PL25
Model COM Requirement
 7230 Top of Seat = 1 yd.
 Balance of Bench = 1 yd.



Code PL26
Model COM Requirement
 7236 Top of Seat = 1 yd.
 Balance of Bench = 1.25 yds.