



Modular Bench Product Features:

- Triangular-shaped benches taper inward or outward to adjoin with each other fluidly.
- Available in 20" and 28" widths (point-to-point dimension) with 14" seated height.
- Outward tapering benches feature a 4.5" narrower top than inward tapering versions.
- Contrasting welt upholstery offered on all models and recommended for maximum visual appeal. Please specify "-CW" after model number and refer to individual pages for pricing. An additional COM requirement also applies.
- Each unit comes standard with three black glides.
- Non-skid glides also available for hard surface floors. Please specify "-NS" after model number and add \$42 List per unit, or as noted.
- Please refer to page 215 for two-tone upholstery examples and yardage requirements.
- 500 lb. weight capacity.

- Triangular-shaped children's benches available in two widths: 20" and 28".
- Benches taper inward or outward to adjoin with each other fluidly.
- Fully upholstered seat and side panels with horizontal and vertical welt detailing.
- For maximum visual appeal, optional contrasting welt is recommended. Please see below for yardage requirements and pricing.
- 500 lb. weight capacity.
- Please refer to page 215 for two-tone upholstery examples and yardage requirements.
- Accompanying adult modular benches, modular tables, pull-up tables and occasional tables also offered.

Ordering Procedures:

- Specify model number, seat upholstery, side panel upholstery and welt upholstery.
- List option model number after appropriate seating model number (e.g. 1340-J-NS).



Model	Description	COM				COL				EL-1 Forte Leather	EL-2 Balboa Leather
		1	2	3	4	5	6	7	8		
1340-J	20" Modular Children's Bench, Inward Taper Overall: 20.5" W x 18" D x 14" H Seat: 20.5" W x 18" D COM: 1.25 yds. COL: 25 sq. ft. 14 lbs. TB 133: \$63	549	575	598	622	644	668	690	715	868	935
1348-J	28" Modular Children's Bench, Inward Taper Overall: 28.5" W x 25" D x 14" H Seat: 28.5" W x 25" D COM: 1.5 yds. COL: 30 sq. ft. 20 lbs. TB 133: \$75	685	716	743	772	799	827	854	884	1,067	1,148
XXXX-J-CW	Contrasting Welt COM: 1 yd. COL: n/a	35	56	74	93	111	130	148	168	n/a	n/a

Options



- MB1 Moisture Barrier (Seat Only) \$50
- NS Non-Skid Glides \$42

- Triangular-shaped children's benches available in two widths: 20" and 28".
- Benches taper inward or outward to adjoin with each other fluidly.
- Fully upholstered seat and side panels with horizontal and vertical welt detailing.
- For maximum visual appeal, optional contrasting welt is recommended. Please see below for yardage requirements and pricing.
- 500 lb. weight capacity.
- Please refer to page 215 for two-tone upholstery examples and yardage requirements.
- Accompanying adult modular benches, modular tables, pull-up tables and occasional tables also offered.

Ordering Procedures:

- Specify model number, seat upholstery, side panel upholstery and welt upholstery.
- List option model number after appropriate seating model number (e.g. 1341-J-NS).

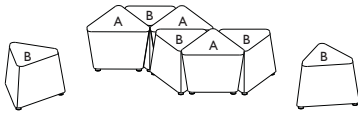


Model	Description	COM				COL				EL-1 Forte Leather	EL-2 Balboa Leather
		1	2	3	4	5	6	7	8		
1341-J 	20" Modular Children's Bench, Outward Taper Overall: 20.5" W x 18" D x 14" H Seat: 17" W x 15" D COM: 1.25 yds. COL: 25 sq. ft. 14 lbs. TB 133: \$63	549	575	598	622	644	668	690	715	868	935
1349-J 	28" Modular Children's Bench, Outward Taper Overall: 28.5" W x 25" D x 14" H Seat: 24.5" W x 21.75" D COM: 1.5 yds. COL: 30 sq. ft. 20 lbs. TB 133: \$75	685	716	743	772	799	827	854	884	1,067	1,148
XXXX-J-CW	Contrasting Welt COM: 1 yd. COL: n/a	35	56	74	93	111	130	148	168	n/a	n/a

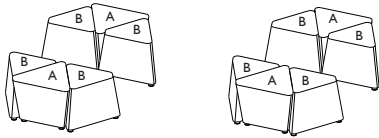
Options

- MB1** Moisture Barrier (Seat Only) \$50
- NS** Non-Skid Glides \$42

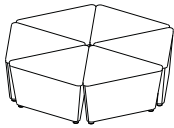
Particles Junior Series - Configuration Examples



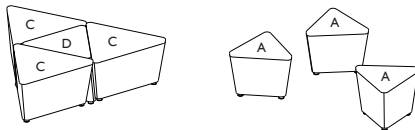
Qty	Model #	Description	COM List	Key
3	1340-J	20" Modular Bench, Inward Taper (\$549 List each)	\$1,647	A
5	1341-J	20" Modular Bench, Outward Taper (\$549 List each)	\$2,745	B
			\$4,392	



Qty	Model #	Description	COM List	Key
4	1340-J	20" Modular Bench, Inward Taper (\$549 List each)	\$2,196	A
8	1341-J	20" Modular Bench, Outward Taper (\$549 List each)	\$4,392	B
			\$6,588	



Qty	Model #	Description	COM List	Key
6	1348-J	28" Modular Bench, Inward Taper (\$685 List each)	\$4,110	n/a



Qty	Model #	Description	COM List	Key
3	1340-J	20" Modular Bench, Inward Taper (\$549 List each)	\$1,647	A
3	1348-J	28" Modular Bench, Inward Taper (\$685 List each)	\$2,055	C
1	1349-J	28" Modular Bench, Outward Taper	\$685	D
			\$4,387	

Upholstery Combinations:

For fabric, vinyl or leather upholstery combinations, pricing will be calculated as follows:

- When combining two COM, COV or COL fabrics, a \$45 List upcharge per unit will be applied.
- When combining two fabrics of the same grade, a \$45 List upcharge per unit will be applied.
- When combining two different grades of fabrics, price will be based on the highest grade specified.

Yardage Requirements:

- Yardage amounts are based on fabric which is plain (i.e. non-directional) and a full 54" wide.
- Note: when ordering multiple units with two-tone upholstery, the total yardage requirements may be reduced. Please contact Customer Service for verification.

Appropriate upholstery code must be included on order.



Code PJ1

Model COM Requirement
 1340-J Seat Cushion Only = 1 yd.
 Side Panels & Welt = 1 yd.



Code PJ2

Model COM Requirement
 1341-J Seat Cushion Only = 1 yd.
 Side Panels & Welt = 1 yd.



Code PJ3

Model COM Requirement
 1348-J Seat Cushion Only = 1 yd.
 Side Panels & Welt = 1 yd.



Code PJ4

Model COM Requirement
 1349-J Seat Cushion Only = 1 yd.
 Side Panels & Welt = 1 yd.



Code PJ5

Model COM Requirement
 1340-J Seat Cushion & Welt = 1 yd.
 Side Panels Only = 1 yd.



Code PJ6

Model COM Requirement
 1341-J Seat Cushion & Welt = 1 yd.
 Side Panels Only = 1 yd.



Code PJ7

Model COM Requirement
 1348-J Seat Cushion & Welt = 1 yd.
 Side Panels Only = 1 yd.



Code PJ8

Model COM Requirement
 1349-J Seat Cushion & Welt = 1 yd.
 Side Panels Only = 1 yd.