





- Open upholstered back.
- Arm and armless models.
- Arms feature black finish as standard.
- Silver arm finish also available. Please specify (-SA01) after model number and add \$22 list.
- Elliptical tubular steel frame.
- Three frame finish options: #82 Graphite, #90 Metallic Silver or #95 Satin Black.
- Premium finishes also available. Please refer to standard finish card.
- Chairs stack up to 4 high standing or 5 with dolly.
- Please refer to page 108 for accompanying dolly.

- Optional ganging bracket available for chair to chair connection.
- Chairs are packaged two (2) to a carton.
- \$20 List carton break charge for less than two (2) chairs.
- 400 lb. weight capacity.
- All dimensions are nominal.

**Ordering Procedures:**

- Specify model number, arm finish, frame finish and upholstery selection.
- List option model number after appropriate seating model number (e.g. 2715-C06).



Model	Description	COM				COL				EL-1 Forte Leather	EL-2 Balboa Leather
		1	2	3	4	5	6	7	8		
 <p><b>2715</b>  <b>Guest Chair, Arms, Casters</b>                      24" W x 25" D x 32" H                      Seat: 19.5" W x 18" D                      Seat Ht: 18" Arm Ht: 25.5"                      COM: 1.5 yds. COL: 30 sq. ft. 28 lbs.                      TB 133: \$75</p>	505	536	563	593	620	650	677	709	898	980	
	 <p><b>2735</b>  <b>Guest Chair, Armless, Casters</b>                      21.5" W x 25" D x 32" H                      Seat: 19.5" W x 18" D                      Seat Ht: 18"                      COM: 1.5 yds. COL: 30 sq. ft. 26 lbs.                      TB 133: \$75</p>	475	506	533	563	590	620	647	679	868	950

**Options**

- PF02 Premium Metal Frame Finish \$80
- SA01 Silver Arms \$22
- C06 Soft Tread Casters \$26
- GC05 Ganging Connector \$30
- FS01 1" Additional Seat Foam \$30
- MB01 Moisture Barrier (seat only) \$52

## Mozie Guest/Tandem Series




- Models available individually or in tandem configurations with accompanying connecting tables.
- Open upholstered back.
- Arm and armless models.
- Arms feature black finish as standard.
- Silver arm finish also available. Please specify (-SA01) after model number and add \$22 list.
- Elliptical tubular steel frame.
- Three frame finish options: #82 Graphite, #90 Metallic Silver or #95 Satin Black.
- Premium finishes also available. Please refer to standard finish card.
- Single guest chairs stack up to 4 high standing or 5 with dolly.

- Optional ganging bracket available for chair to chair connection.
- Chairs are packaged two (2) to a carton.
- \$20 List carton break charge for less than two (2) chairs.
- 400 lb. weight capacity.
- All dimensions are nominal.

### Ordering Procedures:

- Specify model number, arm finish, frame finish and upholstery selection.
- Please refer to page 110 for connecting table options.
- List option model number after appropriate seating model number (e.g. 2730-GC05).



Model	Description	COM				COL				EL-1 Forte Leather	EL-2 Balboa Leather
		1	2	3	4	5	6	7	8		
 <b>2710</b> <b>Guest Chair, Arms, Glides</b> 24" W x 25" D x 32" H Seat: 19.5" W x 18" D Seat Ht: 18" Arm Ht: 25.5" COM: 1.5 yds. COL: 30 sq. ft. 28 lbs. TB 133: \$75	492	523	550	580	607	637	664	696	885	967	
 <b>2730</b> <b>Guest Chair, Armless, Glides</b> 21.5" W x 25" D x 32" H Seat: 19.5" W x 18" D Seat Ht: 18" COM: 1.5 yds. COL: 30 sq. ft. 26 lbs. TB 133: \$75	463	494	521	551	578	608	635	667	856	938	
 <b>2500</b> <b>Dolly (Black Finish Only)</b> 24" W x 30" D x 6" H Weight: 37 lbs.	311										

### Options

<b>-PF02</b>	Premium Metal Frame Finish	\$80	<b>-MB01</b>	Moisture Barrier (seat only, per unit)	\$52
<b>-SA01</b>	Silver Arms	\$22			
<b>-GC05</b>	Ganging Connector	\$30			
<b>-FS01</b>	1" Additional Seat Foam	\$30			

## Mozie Guest/Tandem Series



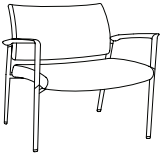
- Models available individually or in tandem configurations with accompanying connecting tables.
- Open upholstered back.
- Enhanced seat and back size.
- Arms feature black finish as standard.
- Silver arm finish also available. Please specify (-SA01) after model number and add \$22 list.
- Elliptical tubular steel frame.
- Three frame finish options: #82 Graphite, #90 Metallic Silver or #95 Satin Black.
- Premium finishes also available. Please refer to standard finish card.
- Ganging bracket not available on bariatric units.**

- 750 lb. weight capacity.
- All dimensions are nominal.

### Ordering Procedures:

- Specify model number, arm finish, frame finish and upholstery selection.
- Please refer to page 110 for connecting table options.
- List option model number after appropriate seating model number (e.g. 2780-FS03).
- Please include seating layout drawings or sketch with each tandem order.**



Model	Description	COM				COL				EL-1 Forte Leather	EL-2 Balboa Leather
		1	2	3	4	5	6	7	8		
 <b>2780</b>	<b>Bariatric Chair, Arms, Glides</b> 34.5" W x 26" D x 33" H Seat: 30" W x 18" D Seat Ht: 19" Arm Ht: 26.5" COM: 2.25 yds. COL: 45 sq. ft. 55 lbs. TB 133: \$113	855	902	942	987	1,028	1,073	1,113	1,161	1,444	1,568

### Options

- |              |                            |      |              |  |      |
|--------------|----------------------------|------|--------------|--|------|
| <b>-PF02</b> | Premium Metal Frame Finish | \$80 | <b>-MB02</b> | Moisture Barrier (seat only, per unit) | \$73 |
| <b>-SA01</b> | Silver Arms                | \$22 |              |  |      |
| <b>-FS03</b> | 1" Additional Seat Foam    | \$75 |              |  |      |

## Mozie Tandem Series - In-Line Connecting Tables



- Three standard table options.
  - Laminate and solid surface tops available.
  - Laminate tops are 3/4" thick, solid surface tops are 1/2" thick.
  - Solid surface available in white only.
  - Self edge standard. PVC edge also available.
  - PVC edge available in five colors.
  - For standard laminate and PVC options, please refer to listing below.
  - Tables are field installed.
- Memento guest seating is also compatible with connecting tables. Please refer to pages 98-99.
  - All dimensions are nominal.
- Ordering Procedures:**
- Specify model number, table top finish and PVC edge color (as applicable).
  - Please refer to pages 108-109 for guest and bariatric seating options.
  - **Please include seating layout drawings or sketch with each tandem order.**



Model	Description	Laminate Top (-L)	Solid Surface Top (-SF)	Weight
<b>2700-9-()</b> 	<b>9" Wide</b> 9.25" W x 16" D	293	352	5
<b>2700-18-()</b> 	<b>18" Wide</b> 18" W x 16" D	351	422	10
<b>2700-90-()</b> 	<b>90-Degree</b> 36.5" W x 19.75" D	584	701	15

### Laminate Top Colors

Formica 459-58 Brite White  
 Nevamar WM8340T Clear Maple  
 Pionite WF131-SD Vana  
 Nevamar WM005T Siren Maple  
 Nevamar S2110T Basic  
 Wilsonart 7954-38 Natural Rift  
 Wilsonart 7054-60 Wild Cherry  
 Wilsonart 7937-38 River Cherry  
 Pionite SG228-SD Slate  
 Pionite ST604-SD Nubian Brown  
 Wilsonart 7953K-07 Shaker Cherry  
 Formica 7739-58 Cocoa Maple  
 Nevamar WM-0047T Iconic Maple  
 Pionite WX421-PV Witchcraft  
 Pionite SE101-AW Black Ashwood

### PVC Edge Colors

White  
 Wallaby  
 Nubian Brown  
 Slate Grey  
 Black



**Tandem Configuration & Ordering Examples**



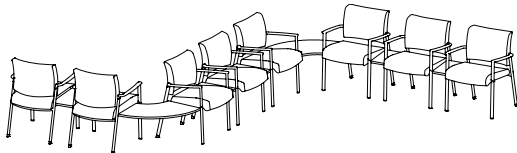
Qty	Model #	Description	COM List
2	2710	Tandem Unit (\$492 List each)	984
1	2700-18-L	18" Wide Connecting Table, Laminate Top	351
			1,335



Qty	Model #	Description	COM List
4	2710	Tandem Unit (\$492 List each)	1,968
3	2700-9-SF	9" Wide Connecting Table, Solid Surface Top (\$352 List each)	1,056
			3,024



Qty	Model #	Description	COM List
3	2710	Tandem Unit (\$492 List each)	1,476
2	2700-18-L	18" Wide Connecting Table, Laminate Top (\$351 List each)	702
1	2700-90-L	90-Degree Connecting Table, Laminate Top	584
1	2780	Bariatric Unit	855
			3,617



Qty	Model #	Description	COM List
8	2710	Tandem Unit, Open Back (\$492 List each)	3,936
5	2700-9-L	9" Wide Connecting Table, Laminate Top (\$293 List each)	1,465
2	2700-90-L	90-Degree Connecting Table, Laminate Top (\$584 List each)	1,168
			6,569