

Memento Executive Series - Upholstered Back



- Fully upholstered seat and back.
- Armless, adjustable t-arm and polished aluminum cantilever arm models.
- Polished aluminum cantilever arm features black soft-touch arm cap.
- Adjustable t-arms available in black or chrome trim detail.
- Black adjustable t-arm finish is standard unless specified otherwise.
- Adjustable t-arm features 4" arm height adjustment as standard.
- Fixed back height.
- Memory foam standard on seat.
- Two base options: black nylon and polished aluminum.
- 300 lb. weight capacity.
- Ships KD (knocked down).
- All dimensions are nominal.




Ordering Procedures:

- Specify model number, arm finish (as applicable), base finish and upholstery selection.
- List option model number after appropriate seating model number (e.g. 5553-U-C05).



QuickTIME

Swivel-tilt with tilt lock mechanism. Refer to pages 13-15 for mechanism guide.

Model	Description	Base Finish	COM				COL				EL-1 Forte Leather	EL-2 Balboa Leather
			1	2	3	4	5	6	7	8		
 5551-U Upholstered Back, Armless 20" W x 22" D x 39"- 44" H Seat: 20.5" W x 18.5" D Seat Ht: 17" - 22" Back: 19" W x 24" H COM: 1.5 yds. COL: 30 sq. ft. 32 lbs. TB 133: \$88	Black Nylon	790	821	848	878	905	935	962	994	1,183	1,265	
	Polished Aluminum	865	896	923	953	980	1,010	1,037	1,069	1,258	1,340	
 5553-U Upholstered Back, Adjustable T-Arms 27" W x 22" D x 39"- 44" H Seat: 20.5" W x 18.5" D Seat Ht: 17" - 22" Back: 19" W x 24" H COM: 1.5 yds. COL: 30 sq. ft. 38 lbs. TB 133: n/a	Black Nylon	877	908	935	965	992	1,022	1,049	1,081	1,270	1,352	
	Polished Aluminum	952	983	1,010	1,040	1,067	1,097	1,124	1,156	1,345	1,427	
 5554-U Upholstered Back, Polished Aluminum Cantilever Arms 24.5" W x 22" D x 39"- 44" H Seat: 20.5" W x 18.5" D Seat Ht: 17" - 22" Back: 19" W x 24" H COM: 1.5 yds. COL: 30 sq. ft. 38 lbs. TB 133: \$88	Black Nylon	877	908	935	965	992	1,022	1,049	1,081	1,270	1,352	
	Polished Aluminum	952	983	1,010	1,040	1,067	1,097	1,124	1,156	1,345	1,427	

Note:
For two-tone upholstery, COM requirements are .75 yd. for seat and 1 yd. for back.

Options

-FP01	Fully Polished Arms (no arm cap) (5554-U model only)	\$60
-WA01	Width Adjustable Arms	\$30
-PV01	Pivot Arms	\$55
-C05	Soft Tread Casters	\$26
-C07	Soft Tread Self-Locking Casters	\$52
-GD02	Glides	\$26
-SK01	Stool Kit†	\$90
-J01	Jury Base (black only)	\$150

† Stool models feature non-tilting mechanism.

Memento Executive Series - Upholstered Back



- Fully upholstered seat and back.
- Armless, adjustable t-arm and polished aluminum cantilever arm models.
- Polished aluminum cantilever arm features black soft-touch arm cap.
- Adjustable t-arms available in black or chrome trim detail.
- Black adjustable t-arm finish is standard unless specified otherwise.
- Adjustable t-arm features 4" arm height adjustment as standard.
- Fixed back height.
- Memory foam standard on seat.
- Two base options: black nylon and polished aluminum.
- 300 lb. weight capacity.
- Ships KD (knocked down).
- All dimensions are nominal.




Ordering Procedures:

- Specify model number, arm finish (as applicable), base finish and upholstery selection.
- List option model number after appropriate seating model number (e.g. 5583-U-C05).



QuickTIME

Synchro knee-tilt mechanism.
Refer to pages 13-15 for mechanism guide.

Model	Description	Base Finish	COM				COL				EL-1 Forte Leather	EL-2 Balboa Leather
			1	2	3	4	5	6	7	8		
 5581-U Upholstered Back, Armless 20" W x 22" D x 39"- 44" H Seat: 20.5" W x 18.5" D Seat Ht: 17" - 22" Back: 19" W x 24" H COM: 1.5 yds. COL: 30 sq. ft. 34 lbs. TB 133: \$88	Black Nylon	944	975	1,002	1,032	1,059	1,089	1,116	1,148	1,337	1,419	
	Polished Aluminum	1,019	1,050	1,077	1,107	1,134	1,164	1,191	1,223	1,412	1,494	
 5583-U Upholstered Back, Adjustable T-Arms 27" W x 22" D x 39"- 44" H Seat: 20.5" W x 18.5" D Seat Ht: 17" - 22" Back: 19" W x 24" H COM: 1.5 yds. COL: 30 sq. ft. 40 lbs. TB 133: n/a	Black Nylon	1,034	1,065	1,092	1,122	1,149	1,179	1,206	1,238	1,427	1,509	
	Polished Aluminum	1,109	1,140	1,167	1,197	1,224	1,254	1,281	1,313	1,502	1,584	
 5584-U Upholstered Back, Polished Aluminum Cantilever Arms 24.5" W x 22" D x 39"- 44" H Seat: 20.5" W x 18.5" D Seat Ht: 17" - 22" Back: 19" W x 24" H COM: 1.5 yds. COL: 30 sq. ft. 40 lbs. TB 133: \$88	Black Nylon	1,034	1,065	1,092	1,122	1,149	1,179	1,206	1,238	1,427	1,509	
	Polished Aluminum	1,109	1,140	1,167	1,197	1,224	1,254	1,281	1,313	1,502	1,584	

Note:
For two-tone upholstery, COM requirements are .75 yd. for seat and 1 yd. for back.

Options

-FP01	Fully Polished Arms (no arm cap) (5584-U model only)	\$60
-WA01	Width Adjustable Arms	\$30
-PV01	Pivot Arms	\$55
-C05	Soft Tread Casters	\$26
-C07	Soft Tread Self-Locking Casters	\$52
-GD02	Glides	\$26
-IU01	Intensive Use/24-Hr Upgrade	\$130
-J01	Jury Base (black only)	\$150

Memento Executive Series - Upholstered Back



- Fully upholstered seat and back.
- Armless, adjustable t-arm and polished aluminum cantilever arm models.
- Polished aluminum cantilever arm features black soft-touch arm cap.
- Adjustable t-arms available in black or chrome trim detail.
- Black adjustable t-arm finish is standard unless specified otherwise.
- Adjustable t-arm features 4" arm height adjustment as standard.
- Fixed back height.

- Memory foam standard on seat.
- Two base options: black nylon and polished aluminum.
- 300 lb. weight capacity.
- Ships KD (knocked down).
- All dimensions are nominal.




Ordering Procedures:

- Specify model number, arm finish (as applicable), base finish and upholstery selection.
- List option model number after appropriate seating model number (e.g. 5593-U-C05).



QuickTIME

Synchro-tilt mechanism. Refer to pages 13-15 for mechanism guide.

Model	Description	Base Finish	COM				COL				EL-1 Forte Leather	EL-2 Balboa Leather
			1	2	3	4	5	6	7	8		
 5591-U Upholstered Back, Armless 20" W x 22" D x 39"- 44" H Seat: 20.5" W x 18.5" D Seat Ht: 17" - 22" Back: 19" W x 24" H COM: 1.5 yds. COL: 30 sq. ft. 32 lbs. TB 133: \$88	Black Nylon	827	858	885	915	942	972	999	1,031	1,220	1,302	
	Polished Aluminum	902	933	960	990	1,017	1,047	1,074	1,106	1,295	1,377	
 5593-U Upholstered Back, Adjustable T-Arms 27" W x 22" D x 39"- 44" H Seat: 20.5" W x 18.5" D Seat Ht: 17" - 22" Back: 19" W x 24" H COM: 1.5 yds. COL: 27 sq. ft. 38 lbs. TB 133: n/a	Black Nylon	915	946	973	1,003	1,030	1,060	1,087	1,119	1,308	1,390	
	Polished Aluminum	990	1,021	1,048	1,078	1,105	1,135	1,162	1,194	1,383	1,465	
 5594-U Upholstered Back, Polished Aluminum Cantilever Arms 24.5" W x 22" D x 39"- 44" H Seat: 20.5" W x 18.5" D Seat Ht: 17" - 22" Back: 19" W x 24" H COM: 1.5 yds. COL: 27 sq. ft. 38 lbs. TB 133: \$88	Black Nylon	915	946	973	1,003	1,030	1,060	1,087	1,119	1,308	1,390	
	Polished Aluminum	990	1,021	1,048	1,078	1,105	1,135	1,162	1,194	1,383	1,465	

Note:
For two-tone upholstery, COM requirements are .75 yd. for seat and 1 yd. for back.

Options

-FP01	Fully Polished Arms (no arm cap) (5594-U model only)	\$60
-WA01	Width Adjustable Arms	\$30
-PV01	Pivot Arms	\$55
-SS02	Seat Slider	\$76
-C05	Soft Tread Casters	\$26
-C07	Soft Tread Self-Locking Casters	\$52
-GD02	Glides	\$26
-IU01	Intensive Use/24-Hr Upgrade	\$130
-J01	Jury Base (black only)	\$150

Memento Executive Series - Upholstered Channel Back






- Horizontal stitching detail on inner and outer back.
- Armless, adjustable t-arm and polished aluminum cantilever arm models.
- Polished aluminum cantilever arm features black soft-touch arm cap.
- Adjustable t-arms available in black or chrome trim detail.
- Black adjustable t-arm finish is standard unless specified otherwise.
- Adjustable t-arm features 4" arm height adjustment as standard.
- Fixed back height.
- Memory foam standard on seat.
- Two base options: black nylon and polished aluminum.
- 300 lb. weight capacity.
- Ships KD (knocked down).
- All dimensions are nominal.

Ordering Procedures:

- Specify model number, arm finish (as applicable), base finish and upholstery selection.
- List option model number after appropriate seating model number (e.g. 5551-C-C05).



Swivel-tilt with tilt lock mechanism. Refer to pages 13-15 for mechanism guide.

Model	Description	Base Finish	COM				COL				EL-1 Forte Leather	EL-2 Balboa Leather
			1	2	3	4	5	6	7	8		
 5551-C Upholstered Channel Back, Armless 20" W x 22" D x 39"- 44" H Seat: 20.5" W x 18.5" D Seat Ht: 17" - 22" Back: 19" W x 24" H COM: 1.5 yds. COL: 30 sq. ft. 32 lbs. TB 133: \$88	Black Nylon	899	930	957	987	1,014	1,044	1,071	1,103	1,292	1,374	
	Polished Aluminum	974	1,005	1,032	1,062	1,089	1,119	1,146	1,178	1,367	1,449	
 5553-C Upholstered Channel Back, Adjustable T-Arms 27" W x 22" D x 39"- 44" H Seat: 20.5" W x 18.5" D Seat Ht: 17" - 22" Back: 19" W x 24" H COM: 1.5 yds. COL: 30 sq. ft. 38 lbs. TB 133: n/a	Black Nylon	986	1,017	1,044	1,074	1,101	1,131	1,158	1,190	1,379	1,461	
	Polished Aluminum	1,061	1,092	1,119	1,149	1,176	1,206	1,233	1,265	1,454	1,536	
 5554-C Upholstered Channel Back, Polished Aluminum Cantilever Arms 24.5" W x 22" D x 39"- 44" H Seat: 20.5" W x 18.5" D Seat Ht: 17" - 22" Back: 19" W x 24" H COM: 1.5 yds. COL: 30 sq. ft. 38 lbs. TB 133: \$88	Black Nylon	986	1,017	1,044	1,074	1,101	1,131	1,158	1,190	1,379	1,461	
	Polished Aluminum	1,061	1,092	1,119	1,149	1,176	1,206	1,233	1,265	1,454	1,536	

Note:
For two-tone upholstery, COM requirements are .75 yd. for seat and 1 yd. for back.

Options

-FP01	Fully Polished Arms (no arm cap) (5554-C model only)	\$60
-WA01	Width Adjustable Arms	\$30
-PV01	Pivot Arms	\$55
-C05	Soft Tread Casters	\$26
-C07	Soft Tread Self-Locking Casters	\$52
-GD02	Glides	\$26
-SK01	Stool Kit†	\$90
-J01	Jury Base (black only)	\$150

† Stool models feature non-tilting mechanism.

Memento Executive Series - Upholstered Channel Back






- Horizontal stitching detail on inner and outer back.
- Armless, adjustable t-arm and polished aluminum cantilever arm models.
- Polished aluminum cantilever arm features black soft-touch arm cap.
- Adjustable t-arms available in black or chrome trim detail.
- Black adjustable t-arm finish is standard unless specified otherwise.
- Adjustable t-arm features 4" arm height adjustment as standard.
- Fixed back height.
- Memory foam standard on seat.
- Two base options: black nylon and polished aluminum.
- 300 lb. weight capacity.
- Ships KD (knocked down).
- All dimensions are nominal.

Ordering Procedures:

- Specify model number, arm finish (as applicable), base finish and upholstery selection.
- List option model number after appropriate seating model number (e.g. 5581-C-C05).



Synchro knee-tilt mechanism.
Refer to pages 13-15 for mechanism guide.

Model	Description	Base Finish	COM				COL				EL-1 Forte Leather	EL-2 Balboa Leather
			1	2	3	4	5	6	7	8		
 5581-C Upholstered Channel Back, Armless 20" W x 22" D x 39"- 44" H Seat: 20.5" W x 18.5" D Seat Ht: 17" - 22" Back: 19" W x 24" H COM: 1.5 yds. COL: 30 sq. ft. 34 lbs. TB 133: \$88	Black Nylon	1,053	1,084	1,111	1,141	1,168	1,198	1,225	1,257	1,446	1,528	
	Polished Aluminum	1,128	1,159	1,186	1,216	1,243	1,273	1,300	1,332	1,521	1,603	
 5583-C Upholstered Channel Back, Adjustable T-Arms 27" W x 22" D x 39"- 44" H Seat: 20.5" W x 18.5" D Seat Ht: 17" - 22" Back: 19" W x 24" H COM: 1.5 yds. COL: 30 sq. ft. 40 lbs. TB 133: n/a	Black Nylon	1,143	1,174	1,201	1,231	1,258	1,288	1,315	1,347	1,536	1,618	
	Polished Aluminum	1,218	1,249	1,276	1,306	1,333	1,363	1,390	1,422	1,611	1,693	
 5584-C Upholstered Channel Back, Polished Aluminum Cantilever Arms 24.5" W x 22" D x 39"- 44" H Seat: 20.5" W x 18.5" D Seat Ht: 17" - 22" Back: 19" W x 24" H COM: 1.5 yds. COL: 30 sq. ft. 40 lbs. TB 133: \$88	Black Nylon	1,143	1,174	1,201	1,231	1,258	1,288	1,315	1,347	1,536	1,618	
	Polished Aluminum	1,218	1,249	1,276	1,306	1,333	1,363	1,390	1,422	1,611	1,693	

Note:
For two-tone upholstery, COM requirements are .75 yd. for seat and 1 yd. for back.

Options

- FP01** Fully Polished Arms (no arm cap) (5584-C model only) \$60
- WA01** Width Adjustable Arms \$30
- PV01** Pivot Arms \$55
- C05** Soft Tread Casters \$26
- C07** Soft Tread Self-Locking Casters \$52
- GD02** Glides \$26
- IU01** Intensive Use/24-Hr Upgrade \$130
- J01** Jury Base (black only) \$150

Memento Executive Series - Upholstered Channel Back






- Horizontal stitching detail on inner and outer back.
- Armless, adjustable t-arm and polished aluminum cantilever arm models.
- Polished aluminum cantilever arm features black soft-touch arm cap.
- Adjustable t-arms available in black or chrome trim detail.
- Black adjustable t-arm finish is standard unless specified otherwise.
- Adjustable t-arm features 4" arm height adjustment as standard.
- Fixed back height.
- Memory foam standard on seat.
- Two base options: black nylon and polished aluminum.
- 300 lb. weight capacity.
- Ships KD (knocked down).
- All dimensions are nominal.

Ordering Procedures:

- Specify model number, arm finish (as applicable), base finish and upholstery selection.
- List option model number after appropriate seating model number (e.g. 5593-C-SS02).



Synchro-tilt mechanism. Refer to pages 13-15 for mechanism guide.

Model	Description	Base Finish	COM				COL				EL-1 Forte Leather	EL-2 Balboa Leather
			1	2	3	4	5	6	7	8		
 5591-C Upholstered Channel Back, Armless 20" W x 22" D x 39"- 44" H Seat: 20.5" W x 18.5" D Seat Ht: 17" - 22" Back: 19" W x 24" H COM: 1.5 yds. COL: 30 sq. ft. 32 lbs. TB 133: \$88	Black Nylon	936	967	994	1,024	1,051	1,081	1,108	1,140	1,329	1,411	
	Polished Aluminum	1,011	1,042	1,069	1,099	1,126	1,156	1,183	1,215	1,404	1,486	
 5593-C Upholstered Channel Back, Adjustable T-Arms 27" W x 22" D x 39"- 44" H Seat: 20.5" W x 18.5" D Seat Ht: 17" - 22" Back: 19" W x 24" H COM: 1.5 yds. COL: 30 sq. ft. 38 lbs. TB 133: n/a	Black Nylon	1,024	1,055	1,082	1,112	1,139	1,169	1,196	1,228	1,417	1,499	
	Polished Aluminum	1,099	1,130	1,157	1,187	1,214	1,244	1,271	1,303	1,492	1,574	
 5594-C Upholstered Channel Back, Polished Aluminum Cantilever Arms 24.5" W x 22" D x 39"- 44" H Seat: 20.5" W x 18.5" D Seat Ht: 17" - 22" Back: 19" W x 24" H COM: 1.5 yds. COL: 30 sq. ft. 38 lbs. TB 133: \$88	Black Nylon	1,024	1,055	1,082	1,112	1,139	1,169	1,196	1,228	1,417	1,499	
	Polished Aluminum	1,099	1,130	1,157	1,187	1,214	1,244	1,271	1,303	1,492	1,574	

Note:
For two-tone upholstery, COM requirements are .75 yd. for seat and 1 yd. for back.

Options

-FP01	Fully Polished Arms (no arm cap) (5594-C model only)	\$60
-SS02	Seat Slider	\$76
-WA01	Width Adjustable Arms	\$30
-PV01	Pivot Arms	\$55
-C05	Soft Tread Casters	\$26
-C07	Soft Tread Self-Locking Casters	\$52
-GD02	Glides	\$26
-IU01	Intensive Use/24-Hr Upgrade	\$130
-J01	Jury Base (black only)	\$150

Memento Task Series - Upholstered Back



- Fully upholstered back and seat.
- Armless, adjustable t-arm and polished aluminum cantilever arm models.
- Polished aluminum cantilever arm features black soft-touch arm cap.
- Adjustable t-arms available in black or chrome trim detail.
- Unless specified otherwise, t-arm trim will match base finish as standard.
- Adjustable t-arm features 4" arm height adjustment as standard.
- 2½" back height adjustment.
- Memory foam standard on seat.
- Two base options: black nylon and polished aluminum.
- 300 lb. weight capacity.
- Ships KD (knocked down).
- All dimensions are nominal.




Ordering Procedures:

- Specify model number, arm finish (as applicable), base finish and upholstery selection.
- List option model number after appropriate seating model number (e.g. 5641-U-C05).



QuickTIME

Task intensive mechanism. Refer to pages 13-15 for mechanism guide.

Model	Description	Base Finish	COM				COL				EL-1 Forte Leather	EL-2 Balboa Leather
			1	2	3	4	5	6	7	8		
 5641-U Upholstered Back, Armless 20" W x 22" D x 34.5"- 39.5" H Seat: 20.5" W x 18" D Seat Ht: 17" - 22" Back: 18.5" W x 20" H COM: 1.5 yds. COL: 30 sq. ft. 44 lbs. TB 133: \$88	Black Nylon	850	881	908	938	965	995	1,022	1,054	1,243	1,325	
	Polished Aluminum	925	956	983	1,013	1,040	1,070	1,097	1,129	1,318	1,400	
 5643-U Upholstered Back, Adjustable T-Arms 27" W x 22" D x 34.5"- 39.5" H Seat: 20.5" W x 18" D Seat Ht: 17" - 22" Back: 18.5" W x 20" H COM: 1.5 yds. COL: 30 sq. ft. 50 lbs. TB 133: n/a	Black Nylon	939	970	997	1,027	1,054	1,084	1,111	1,143	1,332	1,414	
	Polished Aluminum	1,014	1,045	1,072	1,102	1,129	1,159	1,186	1,218	1,407	1,489	
 5644-U Upholstered Back, Polished Aluminum Cantilever Arms 24.5" W x 22" D x 34.5"- 39.5" H Seat: 20.5" W x 18" D Seat Ht: 17" - 22" Back: 18.5" W x 20" H COM: 1.5 yds. COL: 30 sq. ft. 50 lbs. TB 133: \$88	Black Nylon	939	970	997	1,027	1,054	1,084	1,111	1,143	1,332	1,414	
	Polished Aluminum	1,014	1,045	1,072	1,102	1,129	1,159	1,186	1,218	1,407	1,489	

Note:
For two-tone upholstery, COM requirements are .75 yd. for seat and 1 yd. for back.

Options

-FP01	Fully Polished Arms (no arm cap) (5644-U model only)	\$60
-SS03	Seat Slider	\$76
-WA01	Width Adjustable Arms	\$30
-PV01	Pivot Arms	\$55
-C05	Soft Tread Casters	\$26
-C07	Soft Tread Self-Locking Casters	\$52
-GD02	Glides	\$26
-IU01	Intensive Use/24-Hr Upgrade	\$130
-J01	Jury Base (black only)	\$150

Memento Task Series - Upholstered Back



- Fully upholstered back and seat.
- Armless, adjustable t-arm and polished aluminum cantilever arm models.
- Polished aluminum cantilever arm features black soft-touch arm cap.
- Adjustable t-arms available in black or chrome trim detail.
- Unless specified otherwise, t-arm trim will match base finish as standard.
- Adjustable t-arm features 4" arm height adjustment as standard.
- 2½" back height adjustment.
- Memory foam standard on seat.
- Two base options: black nylon and polished aluminum.
- 300 lb. weight capacity.
- Ships KD (knocked down).
- All dimensions are nominal.




Ordering Procedures:

- Specify model number, arm finish (as applicable), base finish and upholstery selection.
- List option model number after appropriate seating model number (e.g. 5653-U-C05).



QuickTIME

Swivel-tilt with tilt lock mechanism. Refer to pages 13-15 for mechanism guide.

Model	Description	Base Finish	COM				COL				EL-1 Forte Leather	EL-2 Balboa Leather
			1	2	3	4	5	6	7	8		
5651-U 	Upholstered Back, Armless 20" W x 22" D x 34.5"- 39.5" H Seat: 20.5" W x 18" D Seat Ht: 17" - 22" Back: 18.5" W x 20" H COM: 1.5 yds. COL: 30 sq. ft. 36 lbs. TB 133: \$88	Black Nylon	802	833	860	890	917	947	974	1,006	1,195	1,277
		Polished Aluminum	877	908	935	965	992	1,022	1,049	1,081	1,270	1,352
5653-U 	Upholstered Back, Adjustable T-Arms 27" W x 22" D x 34.5"- 39.5" H Seat: 20.5" W x 18" D Seat Ht: 17" - 22" Back: 18.5" W x 20" H COM: 1.5 yds. COL: 30 sq. ft. 42 lbs. TB 133: n/a	Black Nylon	903	934	961	991	1,018	1,048	1,075	1,107	1,296	1,378
		Polished Aluminum	978	1,009	1,036	1,066	1,093	1,123	1,150	1,182	1,371	1,453
5654-U 	Upholstered Back, Polished Aluminum Cantilever Arms 24.5" W x 22" D x 34.5"- 39.5" H Seat: 20.5" W x 18" D Seat Ht: 17" - 22" Back: 18.5" W x 20" H COM: 1.5 yds. COL: 30 sq. ft. 42 lbs. TB 133: \$88	Black Nylon	903	934	961	991	1,018	1,048	1,075	1,107	1,296	1,378
		Polished Aluminum	978	1,009	1,036	1,066	1,093	1,123	1,150	1,182	1,371	1,453

Note:
For two-tone upholstery, COM requirements are .75 yd. for seat and 1 yd. for back.

Options

-FP01	Fully Polished Arms (no arm cap) (5654-U model only)	\$60	-GD02	Glides	\$26
-SS02	Seat Slider	\$76	-SK01	Stool Kit†	\$90
-WA01	Width Adjustable Arms	\$30	-J01	Jury Base (black only)	\$150
-PV01	Pivot Arms	\$55	† Stool models feature non-tilting mechanism.		
-C05	Soft Tread Casters	\$26			
-C07	Soft Tread Self-Locking Casters	\$52			

Memento Task Series - Upholstered Back



- Fully upholstered back and seat.
- Armless, adjustable t-arm and polished aluminum cantilever arm models.
- Polished aluminum cantilever arm features black soft-touch arm cap.
- Adjustable t-arms available in black or chrome trim detail.
- Unless specified otherwise, t-arm trim will match base finish as standard.
- Adjustable t-arm features 4" arm height adjustment as standard.
- 2 1/2" back height adjustment.
- Memory foam standard on seat.
- Two base options: black nylon and polished aluminum.
- 300 lb. weight capacity.
- Ships KD (knocked down).
- All dimensions are nominal.




Ordering Procedures:

- Specify model number, arm finish (as applicable), base finish and upholstery selection.
- List option model number after appropriate seating model number (e.g. 5691-U-C05).



QuickTIME

Synchro-tilt mechanism. Refer to pages 13-15 for mechanism guide.

Model	Description	Base Finish	COM				COL				EL-1 Forte Leather	EL-2 Balboa Leather
			1	2	3	4	5	6	7	8		
 5691-U Upholstered Back, Armless 20" W x 22" D x 34.5"- 39.5" H Seat: 20.5" W x 18" D Seat Ht: 17" - 22" Back: 18.5" W x 20" H COM: 1.5 yds. COL: 30 sq. ft. 37 lbs. TB 133: \$88	Black Nylon	842	873	900	930	957	987	1,014	1,046	1,235	1,317	
	Polished Aluminum	917	948	975	1,005	1,032	1,062	1,089	1,121	1,310	1,392	
 5693-U Upholstered Back, Adjustable T-Arms 27" W x 22" D x 34.5"- 39.5" H Seat: 20.5" W x 18" D Seat Ht: 17" - 22" Back: 18.5" W x 20" H COM: 1.5 yds. COL: 30 sq. ft. 43 lbs. TB 133: n/a	Black Nylon	943	974	1,001	1,031	1,058	1,088	1,115	1,147	1,336	1,418	
	Polished Aluminum	1,018	1,049	1,076	1,106	1,133	1,163	1,190	1,222	1,411	1,493	
 5694-U Upholstered Back, Polished Aluminum Cantilever Arms 24.5" W x 22" D x 34.5"- 39.5" H Seat: 20.5" W x 18" D Seat Ht: 17" - 22" Back: 18.5" W x 20" H COM: 1.5 yds. COL: 30 sq. ft. 43 lbs. TB 133: \$88	Black Nylon	943	974	1,001	1,031	1,058	1,088	1,115	1,147	1,336	1,418	
	Polished Aluminum	1,018	1,049	1,076	1,106	1,133	1,163	1,190	1,222	1,411	1,493	

Note:
For two-tone upholstery, COM requirements are .75 yd. for seat and 1 yd. for back.

Options

-FP01	Fully Polished Arms (no arm cap) (5694-U model only)	\$60	-GD02	Glides	\$26
-SS03	Seat Slider	\$76	-IU01	Intensive Use/24-Hr Upgrade	\$130
-WA01	Width Adjustable Arms	\$30	-J01	Jury Base (black only)	\$150
-PV01	Pivot Arms	\$55			
-C05	Soft Tread Casters	\$26			
-C07	Soft Tread Self-Locking Casters	\$52			

Memento Task Series - Upholstered Channel Back






- Horizontal stitching detail on inner and outer back.
- Armless, adjustable t-arm and polished aluminum cantilever arm models.
- Polished aluminum cantilever arm features black soft-touch arm cap.
- Adjustable t-arms available in black or chrome trim detail.
- Unless specified otherwise, t-arm trim will match base finish as standard.
- Adjustable t-arm features 4" arm height adjustment as standard.
- 2 1/2" back height adjustment.
- Memory foam standard on seat.
- Two base options: black nylon and polished aluminum.
- 300 lb. weight capacity.
- Ships KD (knocked down).
- All dimensions are nominal.

Ordering Procedures:

- Specify model number, arm finish (as applicable), base finish and upholstery selection.
- List option model number after appropriate seating model number (e.g. 5644-C-C05).



Task intensive mechanism. Refer to pages 13-15 for mechanism guide.

Model	Description	Base Finish	COM				COL				EL-1 Forte Leather	EL-2 Balboa Leather
			1	2	3	4	5	6	7	8		
5641-C 	Channel Back, Armless 20" W x 22" D x 34.5"- 39.5" H Seat: 20.5" W x 18" D Seat Ht: 17" - 22" Back: 18.5" W x 20" H COM: 1.5 yds. COL: 30 sq. ft. 44 lbs. TB 133: \$88	Black Nylon	960	991	1,018	1,048	1,075	1,105	1,132	1,164	1,353	1,435
		Polished Aluminum	1,035	1,066	1,093	1,123	1,150	1,180	1,207	1,239	1,428	1,510
5643-C 	Channel Back, Adjustable T-Arms 27" W x 22" D x 34.5"- 39.5" H Seat: 20.5" W x 18" D Seat Ht: 17" - 22" Back: 18.5" W x 20" H COM: 1.5 yds. COL: 30 sq. ft. 50 lbs. TB 133: n/a	Black Nylon	1,049	1,080	1,107	1,137	1,164	1,194	1,221	1,253	1,442	1,524
		Polished Aluminum	1,124	1,155	1,182	1,212	1,239	1,269	1,296	1,328	1,517	1,599
5644-C 	Channel Back, Polished Aluminum Cantilever Arms 24.5" W x 22" D x 34.5"- 39.5" H Seat: 20.5" W x 18" D Seat Ht: 17" - 22" Back: 18.5" W x 20" H COM: 1.5 yds. COL: 30 sq. ft. 50 lbs. TB 133: \$88	Black Nylon	1,049	1,080	1,107	1,137	1,164	1,194	1,221	1,253	1,442	1,524
		Polished Aluminum	1,124	1,155	1,182	1,212	1,239	1,269	1,296	1,328	1,517	1,599

Note:
For two-tone upholstery, COM requirements are .75 yd. for seat and 1 yd. for back.

Options

-FP01	Fully Polished Arms (no arm cap) (5644-C model only)	\$60	-GD02	Glides	\$26
-SS03	Seat Slider	\$76	-IU01	Intensive Use/24-Hr Upgrade	\$130
-WA01	Width Adjustable Arms	\$30	-J01	Jury Base (black only)	\$150
-PV01	Pivot Arms	\$55			
-C05	Soft Tread Casters	\$26			
-C07	Soft Tread Self-Locking Casters	\$52			

Memento Task Series - Upholstered Channel Back






- Horizontal stitching detail on inner and outer back.
- Armless, adjustable t-arm and polished aluminum cantilever arm models.
- Polished aluminum cantilever arm features black soft-touch arm cap.
- Adjustable t-arms available in black or chrome trim detail.
- Unless specified otherwise, t-arm trim will match base finish as standard.
- Adjustable t-arm features 4" arm height adjustment as standard.
- 2½" back height adjustment.
- Memory foam standard on seat.
- Two base options: black nylon and polished aluminum.
- 300 lb. weight capacity.
- Ships KD (knocked down).
- All dimensions are nominal.

Ordering Procedures:

- Specify model number, arm finish (as applicable), base finish and upholstery selection.
- List option model number after appropriate seating model number (e.g. 5653-C-C05).



Swivel-tilt with tilt lock mechanism. Refer to pages 13-15 for mechanism guide.

Model	Description	Base Finish	COM				COL				EL-1 Forte Leather	EL-2 Balboa Leather
			1	2	3	4	5	6	7	8		
	5651-C Channel Back, Armless 20" W x 22" D x 34.5"- 39.5" H Seat: 20.5" W x 18" D Seat Ht: 17" - 22" Back: 18.5" W x 20" H COM: 1.5 yds. COL: 30 sq. ft. 36 lbs. TB 133: \$88	Black Nylon	911	942	969	999	1,026	1,056	1,083	1,115	1,304	1,386
		Polished Aluminum	986	1,017	1,044	1,074	1,101	1,131	1,158	1,190	1,379	1,461
	5653-C Channel Back, Adjustable T-Arms 27" W x 22" D x 34.5"- 39.5" H Seat: 20.5" W x 18" D Seat Ht: 17" - 22" Back: 18.5" W x 20" H COM: 1.5 yds. COL: 30 sq. ft. 42 lbs. TB 133: n/a	Black Nylon	1,013	1,044	1,071	1,101	1,128	1,158	1,185	1,217	1,406	1,488
		Polished Aluminum	1,088	1,119	1,146	1,176	1,203	1,233	1,260	1,292	1,481	1,563
	5654-C Channel Back, Polished Aluminum Cantilever Arms 24.5" W x 22" D x 34.5"- 39.5" H Seat: 20.5" W x 18" D Seat Ht: 17" - 22" Back: 18.5" W x 20" H COM: 1.5 yds. COL: 30 sq. ft. 42 lbs. TB 133: \$88	Black Nylon	1,013	1,044	1,071	1,101	1,128	1,158	1,185	1,217	1,406	1,488
		Polished Aluminum	1,088	1,119	1,146	1,176	1,203	1,233	1,260	1,292	1,481	1,563

Note:
For two-tone upholstery, COM requirements are .75 yd. for seat and 1 yd. for back.

Options

-FP01	Fully Polished Arms (no arm cap) (5654-C model only)	\$60	-GD02	Glides	\$26
-SS02	Seat Slider	\$76	-SK01	Stool Kit†	\$90
-WA01	Width Adjustable Arms	\$30	-J01	Jury Base (black only)	\$150
-PV01	Pivot Arms	\$55	† Stool models feature non-tilting mechanism.		
-C05	Soft Tread Casters	\$26			
-C07	Soft Tread Self-Locking Casters	\$52			

Memento Task Series - Upholstered Channel Back






- Horizontal stitching detail on inner and outer back.
- Armless, adjustable t-arm and polished aluminum cantilever arm models.
- Polished aluminum cantilever arm features black soft-touch arm cap.
- Adjustable t-arms available in black or chrome trim detail.
- Unless specified otherwise, t-arm trim will match base finish as standard.
- Adjustable t-arm features 4" arm height adjustment as standard.
- 2½" back height adjustment.
- Memory foam standard on seat.
- Two base options: black nylon and polished aluminum.
- 300 lb. weight capacity.
- Ships KD (knocked down).
- All dimensions are nominal.

Ordering Procedures:

- Specify model number, arm finish (as applicable), base finish and upholstery selection.
- List option model number after appropriate seating model number (e.g. 5693-C-C05).



Synchro-tilt mechanism. Refer to pages 13-15 for mechanism guide.

Model	Description	Base Finish	COM				COL				EL-1 Forte Leather	EL-2 Balboa Leather
			1	2	3	4	5	6	7	8		
 5691-C Channel Back, Armless 20" W x 22" D x 34.5"- 39.5" H Seat: 20.5" W x 18" D Seat Ht: 17" - 22" Back: 18.5" W x 20" H COM: 1.5 yds. COL: 30 sq. ft. 37 lbs. TB 133: \$88	Black Nylon	951	982	1,009	1,039	1,066	1,096	1,123	1,155	1,344	1,426	
	Polished Aluminum	1,026	1,057	1,084	1,114	1,141	1,171	1,198	1,230	1,419	1,501	
 5693-C Channel Back, Adjustable T-Arms 27" W x 22" D x 34.5"- 39.5" H Seat: 20.5" W x 18" D Seat Ht: 17" - 22" Back: 18.5" W x 20" H COM: 1.5 yds. COL: 30 sq. ft. 43 lbs. TB 133: n/a	Black Nylon	1,052	1,083	1,110	1,140	1,167	1,197	1,224	1,256	1,445	1,527	
	Polished Aluminum	1,127	1,158	1,185	1,215	1,242	1,272	1,299	1,331	1,520	1,602	
 5694-C Channel Back, Polished Aluminum Cantilever Arms 24.5" W x 22" D x 34.5"- 39.5" H Seat: 20.5" W x 18" D Seat Ht: 17" - 22" Back: 18.5" W x 20" H COM: 1.5 yds. COL: 30 sq. ft. 43 lbs. TB 133: \$88	Black Nylon	1,052	1,083	1,110	1,140	1,167	1,197	1,224	1,256	1,445	1,527	
	Polished Aluminum	1,127	1,158	1,185	1,215	1,242	1,272	1,299	1,331	1,520	1,602	

Note:
For two-tone upholstery, COM requirements are .75 yd. for seat and 1 yd. for back.

Options

-FP01	Fully Polished Arms (no arm cap) (5694-C model only)	\$60
-SS02	Seat Slider	\$76
-WA01	Width Adjustable Arms	\$30
-PV01	Pivot Arms	\$55
-C05	Soft Tread Casters	\$26
-C07	Soft Tread Self-Locking Casters	\$52
-GD02	Glides	\$26
-IU01	Intensive Use/24-Hr Upgrade	\$130
-J01	Jury Base (black only)	\$150