




- Three base options available: metal swivel, 4-leg wood and wood swivel.
- Swivel base models feature self-return.
- Metal swivel base offered in four standard finishes: #82 Graphite, #90 Metallic Silver, #92 Polished Aluminum and #95 Satin Black.
- Premium finishes also available. Please refer to standard finish card.
- Wood bases offered in all standard and custom finishes on Ash. Please refer to listing below.
- For custom wood finishes, please contact Customer Service and add one-time upcharge of \$325 List per color per order.
- 300 lb. weight capacity.
- Please refer to page 87 for two-tone upholstery examples and yardage requirements.
- Accompanying conference/executive seating, guest chairs and tables also available. Please refer to corresponding pages.
- All dimensions are nominal.

**Ordering Procedures:**

- Specify model number, base finish and upholstery selection.
- List option model number after appropriate seating model number (e.g. 52223-M-PF02).



Model	Description	COM				COL				EL-1 Forte Leather	EL-2 Balboa Leather
		1	2	3	4	5	6	7	8		
 <p><b>52223-M</b>  <b>Mid-Back Lounge Chair, Metal Swivel Base</b>                      28.5" W x 25.5" D x 31.5" H                      Seat: 18" W x 18" D                      Seat Ht: 16.75"                      COM: 1.75 yds. COL: 35 sq. ft. 25 lbs.</p>	1,263	1,300	1,331	1,366	1,398	1,433	1,464	1,501	1,722	1,818	
 <p><b>52224-M</b>  <b>Mid-Back Lounge Chair, 4-Leg Wood Base</b>                      31.5" W x 31.5" D x 31.5" H                      Seat: 18" W x 18" D                      Seat Ht: 16.75"                      COM: 1.75 yds. COL: 35 sq. ft. 26 lbs.</p>	1,167	1,204	1,235	1,270	1,302	1,337	1,368	1,405	1,626	1,722	
 <p><b>52227-M</b>  <b>Mid-Back Lounge Chair, Wood Swivel Base</b>                      29.5" W x 29.5" D x 31.5" H                      Seat: 18" W x 18" D                      Seat Ht: 16.75"                      COM: 1.75 yds. COL: 35 sq. ft. 27 lbs.</p>	1,296	1,333	1,364	1,399	1,431	1,466	1,497	1,534	1,755	1,851	

**Wood Finishes**

- #161 Natural Ash
- #162 White Oak on Ash
- #163 Walnut on Ash
- #164 Cocoa Ash
- #165 Kona Ash
- #167 Slate Grey Ash

**Options**




- PF02 Premium Metal Base Finish \$80
- NS05 Non-Skid Glides (4-leg wood base models only) \$42
- NS08 Non-Skid Glides (metal swivel base models only) \$42
- NS09 Non-Skid Glides (wood swivel base models only) \$42

- Three base options available: metal swivel, 4-leg wood and wood swivel.
- Swivel base models feature self-return.
- Metal swivel base offered in four standard finishes: #82 Graphite, #90 Metallic Silver, #92 Polished Aluminum and #95 Satin Black.
- Premium finishes also available. Please refer to standard finish card.
- Wood bases offered in all standard and custom finishes on Ash. Please refer to listing below.
- For custom wood finishes, please contact Customer Service and add one-time upcharge of \$325 List per color per order.
- 300 lb. weight capacity.
- Please refer to page 87 for two-tone upholstery examples and yardage requirements.
- Accompanying conference/executive seating, guest chairs and tables also available. Please refer to corresponding pages.
- All dimensions are nominal.

**Ordering Procedures:**

- Specify model number, base finish and upholstery selection.
- List option model number after appropriate seating model number (e.g. 52223-H-PF02).



Model	Description	COM				COL				EL-1 Forte Leather	EL-2 Balboa Leather
		1	2	3	4	5	6	7	8		
 <p><b>52223-H</b> High Back Lounge Chair, Metal Swivel Base 28.5" W x 25.75" D x 39.5" H Seat: 18" W x 18" D Seat Ht: 16.75" COM: 2 yds. COL: 40 sq. ft. 28 lbs.</p>	1,364	1,406	1,442	1,482	1,518	1,558	1,594	1,636	1,888	1,998	
 <p><b>52224-H</b> High Back Lounge Chair, 4-Leg Wood Base 31.5" W x 31.5" D x 39.5" H Seat: 18" W x 18" D Seat Ht: 16.75" COM: 2 yds. COL: 40 sq. ft. 29 lbs.</p>	1,268	1,310	1,346	1,386	1,422	1,462	1,498	1,540	1,792	1,902	
 <p><b>52227-H</b> High Back Lounge Chair, Wood Swivel Base 29.5" W x 29.5" D x 39.5" H Seat: 18" W x 18" D Seat Ht: 16.75" COM: 2 yds. COL: 40 sq. ft. 36 lbs.</p>	1,397	1,439	1,475	1,515	1,551	1,591	1,627	1,669	1,921	2,031	

**Wood Finishes**

- #161 Natural Ash
- #162 White Oak on Ash
- #163 Walnut on Ash
- #164 Cocoa Ash
- #165 Kona Ash
- #167 Slate Grey Ash

**Options**

- PF02 Premium Metal Base Finish \$80
- NS05 Non-Skid Glides (4-leg wood base models only) \$42
- NS08 Non-Skid Glides (metal swivel base models only) \$42
- NS09 Non-Skid Glides (wood swivel base models only) \$42

**Upholstery Combinations:**

For fabric, vinyl or leather upholstery combinations, pricing will be calculated as follows:

- When combining two COM, COV or COL fabrics, or two fabrics of the same grade:  
 A \$45 List upcharge per unit will be applied to conference/executive and guest seating.  
 A \$70 List upcharge per unit will be applied to lounge seating.
- When combining two different grades of fabrics, price will be based on the highest grade specified.
- Two-tone upholstery examples and yardage requirements for the most common combinations are listed below.  
 Additional combinations available, please contact customer service for yardage requirements and pricing.

**Yardage Requirements:**

Yardage amounts are based on fabric which is plain (i.e. non-directional) and a full 54" wide.

**Appropriate upholstery code must be included on order.**



<b>Code</b>	<b>ML1</b>
<u>Model</u>	<u>COM Requirement</u>
5254-M	Seat Cushion = .75 yd.
52121	Balance of Chair = 1.5 yds.
52123	
52124	
52127	
52223-M	
52224-M	
52227-M	

<b>Code</b>	<b>ML2</b>
<u>Model</u>	<u>COM Requirement</u>
5254-H	Seat Cushion = .75 yd.
52223-H	Balance of Chair = 1.75 yds.
52224-H	
52227-H	