





- Four base options available: 4-leg metal, metal swivel, 4-leg wood and wood swivel.
- Swivel base models feature self-return.
- 4-leg metal base offered in four standard finishes: #82 Graphite, #90 Metallic Silver, #91 Chrome and #95 Satin Black.
- Premium finishes also available. Please refer to standard finish card.
- Metal swivel base offered in four standard finishes: #82 Graphite, #90 Metallic Silver, #92 Polished Aluminum and #95 Satin Black as well as premium finishes.
- Wood bases offered in all standard and custom finishes on Ash. Please refer to listing below.
- For custom wood finishes, please contact Customer Service and add one-time upcharge of \$325 List per color per order.

- 300 lb. weight capacity.
- Please refer to page 87 for two-tone upholstery examples and yardage requirements.
- Accompanying conference/executive seating, lounge chairs and tables also available. Please refer to corresponding pages.
- All dimensions are nominal.

Ordering Procedures:

- Specify model number, base finish and upholstery selection.
- List option model number after appropriate seating model number (e.g. 52121-PF02).



Model	Description	COM				COL				EL-1 Forte Leather	EL-2 Balboa Leather
		1	2	3	4	5	6	7	8		
 <p>52121 Guest Chair, 4-Leg Metal Base 27" W x 25.5" D x 33" H Seat: 16" W x 18" D Seat Ht: 18" COM: 1.75 yds. COL: 35 sq. ft. 22 lbs.</p>	965	1,002	1,033	1,068	1,100	1,135	1,166	1,203	1,424	1,520	
 <p>52123 Guest Chair, Metal Swivel Base 27.5" W x 27.5" D x 33" H Seat: 16" W x 18" D Seat Ht: 18" COM: 1.75 yds. COL: 35 sq. ft. 18 lbs.</p>	1,146	1,183	1,214	1,249	1,281	1,316	1,347	1,384	1,605	1,701	
 <p>52124 Guest Chair, 4-Leg Wood Base 27" W x 25.5" D x 33" H Seat: 16" W x 18" D Seat Ht: 18" COM: 1.75 yds. COL: 35 sq. ft. 17 lbs.</p>	1,082	1,119	1,150	1,185	1,217	1,252	1,283	1,320	1,541	1,637	
 <p>52127 Guest Chair, Wood Swivel Base 29.5" W x 29.5" D x 33" H Seat: 16" W x 18" D Seat Ht: 18" COM: 1.75 yds. COL: 35 sq. ft. 19 lbs.</p>	1,226	1,263	1,294	1,329	1,361	1,396	1,427	1,464	1,685	1,781	

Wood Finishes

- #161 Natural Ash
- #162 White Oak on Ash
- #163 Walnut on Ash
- #164 Cocoa Ash
- #165 Kona Ash
- #167 Slate Grey Ash

Options

- PF02 Premium Metal Base Finish \$80
- NS05 Non-Skid Glides (4-leg wood base models only) \$42
- NS07 Non-Skid Glides (4-leg metal base models only) \$42
- NS08 Non-Skid Glides (metal swivel base models only) \$42
- NS09 Non-Skid Glides (wood swivel base models only) \$42

Upholstery Combinations:

For fabric, vinyl or leather upholstery combinations, pricing will be calculated as follows:

- When combining two COM, COV or COL fabrics, or two fabrics of the same grade:
A \$45 List upcharge per unit will be applied to conference/executive and guest seating.
A \$70 List upcharge per unit will be applied to lounge seating.
- When combining two different grades of fabrics, price will be based on the highest grade specified.
- Two-tone upholstery examples and yardage requirements for the most common combinations are listed below. Additional combinations available, please contact customer service for yardage requirements and pricing.

Yardage Requirements:

Yardage amounts are based on fabric which is plain (i.e. non-directional) and a full 54" wide.

Appropriate upholstery code must be included on order.



Code	ML1
<u>Model</u>	<u>COM Requirement</u>
5254-M	Seat Cushion = .75 yd.
52121	Balance of Chair = 1.5 yds.
52123	
52124	
52127	
52223-M	
52224-M	
52227-M	



Code	ML2
<u>Model</u>	<u>COM Requirement</u>
5254-H	Seat Cushion = .75 yd.
52223-H	Balance of Chair = 1.75 yds.
52224-H	
52227-H	