



**Lounge Seating Product Features:**

- Lounge, love seat and sofa models.
- Wood legs offered in all standard and custom finishes on Ash.
- Non-skid glides offered for hard surface floors. Please specify "-NS05" after model number and add \$42 List per unit.
- Lounge chair features 350 lb. weight capacity.
- Love seat and sofa feature 700 lb. weight capacity.
- Please refer to page 4 for two-tone upholstery examples and yardage requirements.
- 7¾" leg height clearance.
- Optional power units available.

**Bench Seating Product Features:**

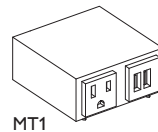
- Multiple bench sizes available.
- Accompanying 22" ottoman also offered.
- Wood legs offered in all standard and custom finishes on Ash.
- Please refer to page 7 for two-tone upholstery examples and yardage requirements.
- Ottoman features 7¾" leg height clearance.
- Benches feature 12½" leg height clearance.
- Optional power units available.

**Standard Wood Finishes:**

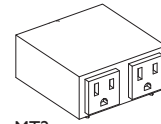
- #162 White Oak on Ash      #163 Walnut on Ash
- #164 Cocoa Ash              #165 Kona Ash
- #167 Slate Grey Ash

**Mini-Tap Power Units:**

- Available on all benches and lounge seating.
- UL listed.
- Dimensions: 3" W x 3" D x 1.75" H.
- Black and white color options.
- 72" electrical cord.
- Placement is located under seat.
- Please specify front, left side or right side placement, as seated
- For left or right side placement, unit will be centered as standard.
- For front placement, please specify left, center or right, as seated.



MT1

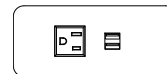


MT2

- MT1 unit features one (1) simplex outlet and two (2) USB charging ports.
- MT2 unit features two (2) simplex outlets.

**Power Band 1 (PB1):**

- Available on lounge seating only.
- One (1) simplex outlet and two (2) USB charging ports.
- UL listed.
- Dimensions: 5.75" W x 2.5" H.
- Metallic silver and white color options.
- 108" electrical cord.
- Unit will be positioned on right side arm panel, as seated, unless otherwise specified.



- Wood legs offered in all standard and custom finishes on Ash.
- For custom wood finishes, please contact Customer Service and add one-time upcharge of \$325 List per color per order.
- Lounge chair features 350 lb. weight capacity.
- Love seat and sofa feature 700 lb. weight capacity.
- 7¾" leg height clearance.
- Please refer to page 4 for two-tone upholstery examples and yardage requirements.
- Optional power units available. Please refer to page 1 for standard placement guidelines.
- Ships KD (knocked down). Leg assembly required.

- Accompanying benches and tables also available. Please refer to corresponding pages.
- All dimensions are nominal.

**Ordering Procedures:**

- Specify model number, leg finish and upholstery selection.
- List option model number after appropriate seating model number (e.g. 63224-NS05).



Model	Description	COM				COL				EL-1 Forte Leather	EL-2 Balboa Leather
		1	2	3	4	5	6	7	8		
<b>63224</b>	<b>Lounge Chair</b> 33" W x 34.5" D x 29.5" H Seat: 22" W x 21.5" D Seat Ht: 17" COM: 4.5 yds. COL: 90 sq. ft. 67 lbs.	1,636	1,730	1,811	1,901	1,982	2,072	2,153	2,248	2,815	3,062
<b>63324</b>	<b>Love Seat</b> 53" W x 34.5" D x 29.5" H Seat: 42" W x 21.5" D Seat Ht: 17" COM: 8.25 yds. COL: 165 sq. ft. 95 lbs.	2,276	2,449	2,597	2,762	2,911	3,076	3,224	3,398	4,437	4,891
<b>63424</b>	<b>Sofa</b> 73" W x 34.5" D x 29.5" H Seat: 62" W x 21.5" D Seat Ht: 17" COM: 10.25 yds. COL: 205 sq. ft. 142 lbs.	3,036	3,251	3,435	3,640	3,825	4,030	4,214	4,430	5,721	6,285

**Wood Finishes**

- #162 White Oak on Ash
- #163 Walnut on Ash
- #164 Cocoa Ash
- #165 Kona Ash
- #167 Slate Grey Ash

**Options**

- NS05 Non-Skid Glides \$42
- MT1-B Mini-Tap Power Unit (1 power, 2 USB), Black \$494
- MT1-W Mini-Tap Power Unit (1, power, 2 USB), White \$494
- MT2-B Mini-Tap Power Unit (2 power), Black \$442
- MT2-W Mini-Tap Power Unit (2 power), White \$442
- PB1-S Power Band 1 (1 power, 2 USB), Metallic Silver \$430
- PB1-W Power Band 1 (1 power, 2 USB), White \$430

**Upholstery Combinations:**


For fabric, vinyl or leather upholstery combinations, pricing will be calculated as follows:

- When combining two COM, COV or COL fabrics, or two fabrics of the same grade, a \$70 List upcharge per unit will be applied.
- When combining two different grades of fabrics, price will be based on the highest grade specified.


**Yardage Requirements:**

Yardage amounts are based on fabric which is plain (i.e. non-directional) and a full 54" wide.


**Appropriate upholstery code must be included on order.**




**Code**      **HL1**  
Model      COM Requirement  
 63224      Upholstered Platform = 1 yd.  
                  Balance of Chair = 4.5 yds.




**Code**      **HL2**  
Model      COM Requirement  
 63324      Upholstered Platform = 1.25 yds.  
                  Balance of Love Seat = 7.25 yds.




**Code**      **HL3**  
Model      COM Requirement  
 63424      Upholstered Platform = 1.25 yds.  
                  Balance of Sofa = 9 yds.




**Code**      **HL4**  
Model      COM Requirement  
 63224      Back & Seat Cushion = 1.75 yds.  
                  Balance of Chair = 4 yds.




**Code**      **HL5**  
Model      COM Requirement  
 63324      Back & Seat Cushion = 4 yds.  
                  Balance of Love Seat = 5 yds.




**Code**      **HL6**  
Model      COM Requirement  
 63424      Back & Seat Cushion = 5.5 yds.  
                  Balance of Sofa = 5.25 yds.



**Code**      **HL7**  
Model      COM Requirement  
 63224      Back & Seat Cushion/  
                  Upholstered Platform = 3.75 yds.  
                  Balance of Chair = 2 yds.



**Code**      **HL8**  
Model      COM Requirement  
 63324      Back & Seat Cushion/  
                  Upholstered Platform = 2.5 yds.  
                  Balance of Chair = 6.75 yds.



**Code**      **HL9**  
Model      COM Requirement  
 63424      Back & Seat Cushion/  
                  Upholstered Platform = 2.5 yds.  
                  Balance of Chair = 8.25 yds.