




- Mid- and high back lounge chairs with rocker base.
- Upholstered and black urethane arm cap options.
- Upholstered arm cap fabric will match balance of upholstery as standard.
- Accompanying footrest also available.
- 2" wide x .25" thick steel frame.
- Three standard frame finish options: #78 Graphite, #90 Metallic Silver and #95 Satin Black.
- Premium finishes also offered. Please refer to listing below.

- Lounge chair and footrest feature 350 lb. weight capacity.
- Please refer to page 194 for two-tone upholstery examples and yardage requirements.

**Ordering Procedures:**

- Specify model number, arm cap selection, frame finish and upholstery selection.
- List option model number after appropriate seating model number (e.g. 16222-M-MB2).



Model	Description	Frame Finish	COM				COL				EL-1 Forte Leather	EL-2 Balboa Leather
			1	2	3	4	5	6	7	8		
<b>16222-M</b> 	<b>Mid-Back Rocker Lounge Chair</b> 28.25" W x 29" D x 33.5" H Seat: 22.5" W x 18.5" D Seat Ht: 16.75" Arm Ht: 23.5" Back: 21.5" W x 20" H COM: 1.75 yds. COL: 35 sq. ft. 46 lbs. TB 133: \$88	Standard	898	934	966	999	1,031	1,064	1,095	1,130	1,344	1,438
		Premium	973	1,009	1,041	1,074	1,106	1,139	1,170	1,205	1,419	1,513
<b>16222-H</b> 	<b>High Back Rocker Lounge Chair</b> 28.25" W x 29" D x 42" H Seat: 22.5" W x 18.5" D Seat Ht: 16.75" Arm Ht: 23.5" Back: 21.5" W x 28" H COM: 2 yds. COL: 40 sq. ft. 50 lbs. TB 133: \$100	Standard	978	1,020	1,056	1,094	1,130	1,168	1,204	1,244	1,488	1,596
		Premium	1,053	1,095	1,131	1,169	1,205	1,243	1,279	1,319	1,563	1,671
<b>16512</b> 	<b>Footrest</b> 22" W x 17" D x 13.25" H COM: .5 yd. COL: 10 sq. ft. 24 lbs. TB 133: \$25	Standard	556	566	575	585	594	603	612	622	683	710
		Premium	631	641	650	660	669	678	687	697	758	785

**Standard Frame Finishes**

- #78 Graphite
- #90 Metallic Silver
- #95 Satin Black

**Premium Frame Finishes**

- #77 Sunshine
- #79 Metallic Champagne
- #80 Clementine
- #87 Poppy
- #88 Pink Flamingo
- #89 Granny Smith
- #94 Cotton
- #98 Pacific

**Options**

- MB2** Moisture Barrier (Lounge, Seat Only) \$70
- MB1** Moisture Barrier (Footrest) \$50

**Upholstery Combinations:**

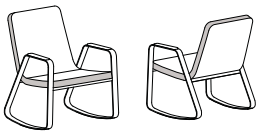
For fabric, vinyl or leather upholstery combinations, pricing will be calculated as follows:

- When combining two COM, COV or COL fabrics, a \$70 List upcharge per unit will be applied.
- When combining two fabrics of the same grade, a \$70 List upcharge per unit will be applied.
- When combining two different grades of fabrics, price will be based on the highest grade specified.

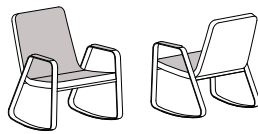
**Yardage Requirements:**

Yardage amounts are based on fabric which is plain (i.e. non-directional) and a full 54" wide.

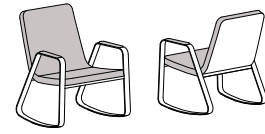
**Appropriate upholstery code must be included on order.**




**Code**      **CR1**  
Model      COM Requirement  
 16222-M      Side/Front Panels = 1 yd.  
                  Balance of Chair = 1.75 yds.




**Code**      **CR2**  
Model      COM Requirement  
 16222-M      Seat Front/Back Front/Arm Caps = .75 yd.  
                  Balance of Chair = 1 yd.




**Code**      **CR3**  
Model      COM Requirement  
 16222-M      Seat Front/Back Front/Side & Front Panels/  
                  Arm Caps = 1 yd.  
                  Balance of Chair = .75 yd.




**Code**      **CR4**  
Model      COM Requirement  
 16222-M      Arm Caps = .25 yd.  
                  Balance of Chair = 1.5 yds.



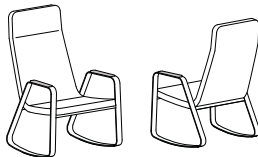
**Code**      **CR5**  
Model      COM Requirement  
 16222-H      Side/Front Panels = 1 yd.  
                  Balance of Chair = 2 yds.



**Code**      **CR6**  
Model      COM Requirement  
 16222-H      Seat Front/Back Front/Arm Caps = 1 yd.  
                  Balance of Chair = 1.25 yds.



**Code**      **CR7**  
Model      COM Requirement  
 16222-H      Seat Front/Back Front/Side & Front Panels/  
                  Arm Caps = 1 yd.  
                  Balance of Chair = 1 yd.



**Code**      **CR8**  
Model      COM Requirement  
 16222-H      Arm Caps = .25 yd.  
                  Balance of Chair = 1.75 yds.



**Code**      **CF1**  
Model      COM Requirement  
 16512      Side Panels = .5 yd.  
                  Balance of Footrest = .5 yd.