



Product Features:

- Lounge, love seat and sofa models.
- Platform base with fixed metal legs available in #78 Graphite, #90 Metallic Silver, #91 Chrome and #95 Satin Black as well as premium finishes. Please refer to listing below.
- Fixed wood legs available in all standard finishes on Ash.
- For custom wood finishes, please contact Customer Service for pricing.
- VCT tile glides available for hard surface floors. Please specify "-VCT1" after model number and add \$23 List per unit.
- Swivel base and mobile lounge chairs also offered.
- Swivel base features 360-degree turning radius with self-return and is offered in #78 Graphite, #90 Metallic Silver, #93 Polished Stainless Steel and #95 Satin Black.
- Premium base finishes also offered on swivel base and mobile lounge models.
- Mobile lounge chairs feature two locking casters in rear and two non-locking casters in front. Casters available in silver finish only.
- Casters feature semi-soft treads for compatibility on all floor surfaces.
- Please refer to page 192 for two-tone upholstery examples and yardage requirements.
- Optional accessories sold separately.

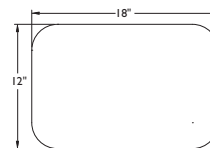
Premium Metal Finishes:

- #77 Sunshine
- #89 Granny Smith
- #87 Poppy
- #94 Cotton
- #99 Glossy Black
- #79 Metallic Champagne
- #80 Clementine
- #88 Pink Flamingo
- #98 Pacific

Standard Wood Finishes:

- #161 Natural Ash
- #163 Walnut on Ash
- #165 Kona Ash
- #162 White Oak on Ash
- #164 Cocoa Ash
- #167 Slate Grey Ash

Rotating Tablet:



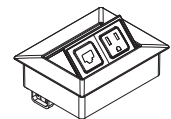
- Tablet affixed to right or left arm, as specified.
- Tablet size is 18" W x 12" D x .75" thick and features 360-degree turning radius.
- Two tablet surface options: laminate and Corian.
- For standard laminate and Corian finishes, refer to standard finish card.
- For non-standard laminate and Corian colors, please contact Customer Service for pricing.
- Exposed wood edge with clear-coat finish standard.
- Tablet mounting bracket features #90 Metallic Silver finish as standard. #95 Satin Black finish also available. Please specify.
- 100 lb. weight capacity.

Portal Power Units:

- Available on fixed leg models only (not available on swivel base and mobile versions).
- Dimensions: 5.25" W x 4.25" L
- Touch-latch lid provides easy access to data and electrical features.
- Unit will be positioned on right side, as seated, unless otherwise specified.
- If specified in conjunction with a tablet, power unit will be mounted to same side as tablet, unless otherwise specified.
- UL listed.

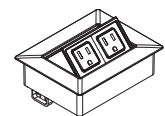
Portal Power 1 (PP1):

- Unit features one simplex outlet with 72" electrical cord and one RJ-45 jack (Cat 6) with 72" patch cable.
- Satin nickel finish.



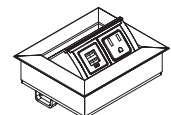
Portal Power 2 (PP2):

- Unit features two simplex outlets with 72" electrical cord.
- Satin nickel finish.



Portal Power 3 (PP3):

- Unit features one simplex outlet with 72" electrical cord and two USB charging ports.
- Clear anodized aluminum finish.




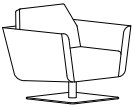


- Four base options available: platform base with fixed metal legs, platform base with casters, swivel base with self-return or fixed wood legs.
- Platform base offered in four standard finishes: #78 Graphite, #90 Metallic Silver, #91 Chrome and #95 Satin Black.
- Premium finishes also available. Please refer to listing on page 189.
- Swivel base available in #78 Graphite, #90 Metallic Silver, #93 Polished Stainless Steel, #95 Satin Black as well as premium finishes.
- Mobile version comes standard with two locking casters in rear and two non-locking casters in front.
- Casters offered in silver finish only.
- Fixed wood legs available in all standard and custom finishes on Ash.
- Optional rotating tablet offered in laminate or Corian. Please refer to page 189 for details.
- Tablet mounting post features #90 Metallic Silver finish as standard. #95 Satin Black finish also available. Please specify.
- Optional side-mount portal power units available on fixed leg models only (not offered on swivel base and mobile versions).
- 350 lb. weight capacity.
- Please refer to page 192 for two-tone upholstery examples and yardage requirements.



Ordering Procedures:

- Specify model number, base finish and upholstery selection.
- List option model number after appropriate seating model number (e.g. 6270-VCT1).

Model	Description	Base Finish	COM				COL				EL-1 Forte Leather	EL-2 Balboa Leather
			1	2	3	4	5	6	7	8		
 6270 Lounge Chair, Fixed Metal Legs 32" W x 29" D x 29.5" H Seat: 24" W x 20" D Seat Ht: 17.5" COM: 4 yds. COL: 80 sq. ft. 55 lbs. TB 133: \$200	Standard	1,143	1,227	1,299	1,375	1,447	1,523	1,595	1,675	2,163	2,379	
	Premium	1,218	1,302	1,374	1,450	1,522	1,598	1,670	1,750	2,238	2,454	
 6270-W Lounge Chair, Fixed Wood Legs 32" W x 29" D x 29.5" H Seat: 24" W x 20" D Seat Ht: 17.5" COM: 4 yds. COL: 80 sq. ft. 55 lbs. TB 133: \$200	Standard	1,376	1,460	1,532	1,612	1,684	1,764	1,836	1,920	2,424	2,644	
	Premium	1,451	1,535	1,607	1,687	1,759	1,839	1,911	1,995	2,499	2,719	
 6275 Lounge Chair, Casters 32" W x 29" D x 29.5" H Seat: 24" W x 20" D Seat Ht: 17.5" COM: 4 yds. COL: 80 sq. ft. 55 lbs. TB 133: \$200	Standard	1,229	1,313	1,385	1,461	1,533	1,609	1,681	1,761	2,249	2,465	
	Premium	1,304	1,388	1,460	1,536	1,608	1,684	1,756	1,836	2,324	2,540	
 6276 Lounge Chair, Swivel Base 32" W x 29" D x 29.5" H Seat: 24" W x 20" D Seat Ht: 17.5" COM: 4 yds. COL: 80 sq. ft. 72 lbs. TB 133: \$200	Standard	1,434	1,518	1,590	1,666	1,738	1,814	1,886	1,966	2,454	2,670	
	Premium	1,564	1,648	1,720	1,796	1,868	1,944	2,016	2,096	2,584	2,800	

Options

-TAR-L Laminate Rotating Tablet, Right (as seated)		-PP1 Portal Power 1 (1 Power, 1 Data)	\$635
-TAL-L Laminate Rotating Tablet, Left (as seated)	\$450	-PP2 Portal Power 2 (Dual Power)	\$520
-TAR-CO Corian Rotating Tablet, Right (as seated)		-PP3 Portal Power 3 (1 Power, 2 USB)	\$755
-TAL-CO Corian Rotating Tablet, Left (as seated)	\$675	-VCT1 VCT Tile Glides (available on fixed leg models only)	\$23



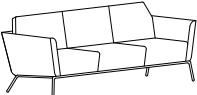
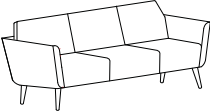
- Love seat and sofa models.
- Two base options available: platform base with fixed metal legs or fixed wood legs.
- Platform base with fixed metal legs offered in four standard finishes: #78 Graphite, #90 Metallic Silver, #91 Chrome and #95 Satin Black.
- Premium finishes also available. Please refer to listing on page 189.
- Fixed wood legs offered in all standard and custom finishes on Ash.
- Optional rotating tablet offered in laminate or Corian. Please refer to page 189 for details.
- Tablet mounting post features #90 Metallic Silver finish as standard. #95 Satin Black finish also available. Please specify.

- Optional side-mount portal power units available.
- 700 lb. weight capacity.
- Please refer to page 192 for two-tone upholstery examples and yardage requirements.

Ordering Procedures:

- Specify model number, base finish and upholstery selection.
- List option model number after appropriate seating model number (e.g. 6280-VCT1).



Model	Description	Base Finish	COM				COL				EL-1 Forte Leather	EL-2 Balboa Leather
			1	2	3	4	5	6	7	8		
6280 	Love Seat, Fixed Metal Legs 58" W x 29" D x 29.5" H Seat: 49" W x 20" D Seat Ht: 17.5" COM: 5.5 yds. COL: 110 sq. ft. 85 lbs. TB 133: \$275	Standard	1,610	1,725	1,824	1,929	2,028	2,132	2,231	2,341	3,012	3,309
		Premium	1,685	1,800	1,899	2,004	2,103	2,207	2,306	2,416	3,087	3,384
6280-W 	Love Seat, Fixed Wood Legs 58" W x 29" D x 29.5" H Seat: 49" W x 20" D Seat Ht: 17.5" COM: 5.5 yds. COL: 110 sq. ft. 85 lbs. TB 133: \$275	Standard	2,076	2,191	2,290	2,400	2,499	2,609	2,708	2,824	3,517	3,819
		Premium	2,151	2,266	2,365	2,475	2,574	2,684	2,783	2,899	3,592	3,894
6290 	Sofa, Fixed Metal Legs 81.5" W x 29" D x 29.5" H Seat: 73" W x 20" D Seat Ht: 17.5" COM: 7.25 yds. COL: 145 sq. ft. 130 lbs. TB 133: \$363	Standard	2,279	2,431	2,562	2,700	2,830	2,968	3,098	3,243	4,128	4,519
		Premium	2,354	2,506	2,637	2,775	2,905	3,043	3,173	3,318	4,203	4,594
6290-W 	Sofa, Fixed Wood Legs 81.5" W x 29" D x 29.5" H Seat: 73" W x 20" D Seat Ht: 17.5" COM: 7.25 yds. COL: 145 sq. ft. 130 lbs. TB 133: \$363	Standard	2,842	2,994	3,124	3,269	3,400	3,545	3,675	3,828	4,741	5,140
		Premium	2,912	3,069	3,199	3,344	3,475	3,620	3,750	3,903	4,816	5,215

Options

-TAR-L Laminate Rotating Tablet, Right (as seated)		-PP1 Portal Power 1 (1 Power, 1 Data)	\$635
-TAL-L Laminate Rotating Tablet, Left (as seated)	\$450	-PP2 Portal Power 2 (Dual Power)	\$520
-TAR-CO Corian Rotating Tablet, Right (as seated)		-PP3 Portal Power 3 (1 Power, 2 USB)	\$755
-TAL-CO Corian Rotating Tablet, Left (as seated)	\$675	-VCT1 VCT Tile Glides	\$23

Upholstery Combinations:

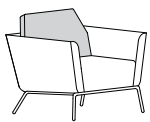
For fabric, vinyl or leather upholstery combinations, pricing will be calculated as follows:

- When combining two COM, COV or COL fabrics, a \$70 List upcharge per unit will be applied.
- When combining two fabrics of the same grade, a \$70 List upcharge per unit will be applied.
- When combining two different grades of fabrics, price will be based on the highest grade specified.

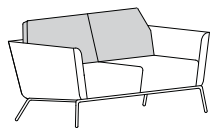
Yardage Requirements:

Yardage amounts are based on fabric which is plain (i.e. non-directional) and a full 54" wide.

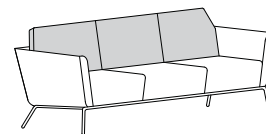
Appropriate upholstery code must be included on order.



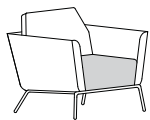
Code **CL1**
Model COM Requirement
 6270 Back Cushion Only = 1.25 yds.
 6270-W Balance of Chair = 3.5 yds.
 6275
 6276



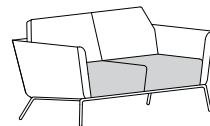
Code **CL2**
Model COM Requirement
 6280 Back Cushion Only = 1.75 yds.
 6280-W Balance of Love Seat = 4.25 yds.



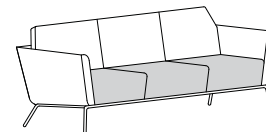
Code **CL3**
Model COM Requirement
 6290 Back Cushion Only = 2.25 yds.
 6290-W Balance of Sofa = 5.5 yds.



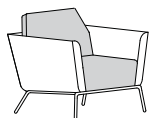
Code **CL4**
Model COM Requirement
 6270 Seat Cushion Only = 1.25 yds.
 6270-W Balance of Chair = 3 yds.
 6275
 6276




Code **CL5**
Model COM Requirement
 6280 Seat Cushion Only = 1.75 yds.
 6280-W Balance of Love Seat = 4 yds.



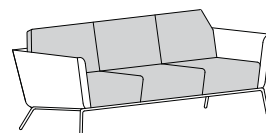
Code **CL6**
Model COM Requirement
 6290 Seat Cushion Only = 2.5 yds.
 6290-W Balance of Sofa = 5 yds.



Code **CL7**
Model COM Requirement
 6270 Back & Seat Cushion = 2 yds.
 6270-W Balance of Chair = 2.75 yds.
 6275
 6276



Code **CL8**
Model COM Requirement
 6280 Back & Seat Cushion = 3.25 yds.
 6280-W Balance of Love Seat = 2.5 yds.



Code **CL9**
Model COM Requirement
 6290 Back & Seat Cushion = 4.5 yds.
 6290-W Balance of Sofa = 3.25 yds.