





- Fully upholstered seat and back available with or without horizontal channel stitching.
- ¾" diameter tubular steel frame.
- Four frame finish options: #78 Graphite, #90 Metallic Silver, #91 Chrome or #95 Satin Black.
- Premium finishes also available.
- Lounge chair features 350 lb. weight capacity.
- Love seat features 600 lb. weight capacity.
- Please refer to page 188 for two-tone upholstery examples and yardage requirements.
- Accompanying benches and tables available; please refer to corresponding pages.



Ordering Procedures:

- Specify model number, frame finish and upholstery selection.
- List option model number after appropriate seating model number (e.g. 8070-MB1).

Model	Description	COM				COL				EL-1 Forte Leather	EL-2 Balboa Leather
		1	2	3	4	5	6	7	8		
 <p>8070 Lounge Chair 22.5" W x 27.25" D x 30.5" H Seat: 22.5" W x 17" D Seat Ht: 17" Back: 22.5" W x 17" H COM: 1.75 yds. COL: 35 sq. ft. 25 lbs. TB 133: \$88</p>	838	874	906	939	971	1,004	1,035	1,070	1,284	1,378	
 <p>8072 Lounge Chair, Channel Upholstery 22.5" W x 27.25" D x 30.5" H Seat: 22.5" W x 17" D Seat Ht: 17" Back: 22.5" W x 17" H COM: 1.75 yds. COL: 35 sq. ft. 25 lbs. TB 133: \$88</p>	951	987	1,019	1,052	1,084	1,117	1,148	1,183	1,397	1,491	
 <p>8080 Love Seat 44.5" W x 27.25" D x 30.5" H Seat: 44.5" W x 17" D Seat Ht: 17" Back: 44.5" W x 17" H COM: 2.75 yds. COL: 55 sq. ft. 40 lbs. TB 133: \$138</p>	1,341	1,398	1,448	1,500	1,550	1,602	1,651	1,706	2,042	2,190	
 <p>8082 Love Seat, Channel Upholstery 44.5" W x 27.25" D x 30.5" H Seat: 44.5" W x 17" D Seat Ht: 17" Back: 44.5" W x 17" H COM: 2.75 yds. COL: 55 sq. ft. 40 lbs. TB 133: \$138</p>	1,510	1,567	1,617	1,669	1,719	1,771	1,820	1,875	2,211	2,359	

Options



- NS Non-Skid Glides \$42
- MB1 Moisture Barrier (Lounge, Seat Only) \$50
- MB2 Moisture Barrier (Love Seat, Seat Only) \$70

- Fully upholstered seat and back available with or without horizontal channel stitching.
- Four base finish options: #78 Graphite, #90 Metallic Silver, #92 Polished Aluminum or #95 Satin Black.
- Swivel base features self-return.
- Premium finishes also available.
- 350 lb. weight capacity.
- Please refer to page 188 for two-tone upholstery examples and yardage requirements.
- Accompanying benches and tables available; please refer to corresponding pages.



Ordering Procedures:

- Specify model number and upholstery selection.
- List option model number after appropriate seating model number (e.g. 8075-MB1).

Model	Description	COM								EL-1 Forte Leather	EL-2 Balboa Leather
		1	2	3	4	5	6	7	8		
 <p>8075 Lounge Chair 28" W x 27.25" D x 30.5" H Seat: 22.5" W x 17" D Seat Ht: 17" Back: 22.5" W x 17" H COM: 1.75 yds. COL: 35 sq. ft. 32 lbs. TB 133: \$88</p>	1,041	1,077	1,109	1,142	1,174	1,207	1,238	1,273	1,487	1,581	
 <p>8077 Lounge Chair, Channel Upholstery 28" W x 27.25" D x 30.5" H Seat: 22.5" W x 17" D Seat Ht: 17" Back: 22.5" W x 17" H COM: 1.75 yds. COL: 35 sq. ft. 32 lbs. TB 133: \$88</p>	1,153	1,189	1,221	1,254	1,286	1,319	1,350	1,385	1,599	1,693	

Options

-MB1 Moisture Barrier (Seat Only) \$50

Upholstery Combinations:

For fabric, vinyl or leather upholstery combinations, pricing will be calculated as follows:

- When combining two COM, COV or COL fabrics, a \$70 List upcharge per unit will be applied.
- When combining two fabrics of the same grade, a \$70 List upcharge per unit will be applied.
- When combining two different grades of fabrics, price will be based on the highest grade specified.


Yardage Requirements:

Yardage amounts are based on fabric which is plain (i.e. non-directional) and a full 54" wide.

Appropriate upholstery code must be included on order.



Code **CC1**
Model COM Requirement
 8070 Seat Front & Back Front = .75 yd.
 8072 Balance of Chair = 1.5 yds.



Code **CC2**
Model COM Requirement
 8070 Band = .75 yd.
 8072 Balance of Chair = 1.5 yds.



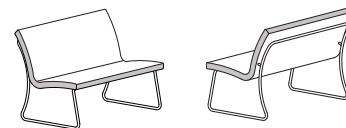
Code **CC3**
Model COM Requirement
 8075 Seat Front & Back Front = .75 yd.
 8077 Balance of Chair = 1.5 yds.



Code **CC4**
Model COM Requirement
 8075 Band = .75 yd.
 8077 Balance of Chair = 1.5 yds.



Code **CC5**
Model COM Requirement
 8080 Seat Front & Back Front = 1 yd.
 8082 Balance of Chair = 1.75 yds.



Code **CC6**
Model COM Requirement
 8080 Band = .75 yd.
 8082 Balance of Chair = 2 yds.